

2019

SELA Nonprofit Needs Assessment: Landscape Analysis



SELA
COLLABORATIVE

ACKNOWLEDGEMENTS



A special thank you to First 5 LA — the creation of the Southeast Los Angeles (SELA) Nonprofit Needs Assessment report would not have been possible without their generous support. Additionally, we would like to thank The Weingart Foundation, California Community Foundation, Ballmer Group, and Citi Community Development for supporting the SELA Collaborative and believing in our collective vision for the future of the Southeast.

The SELA Collaborative would like to thank the nonprofit organizations and leaders who shared critical feedback during the interviews for this report, which helped inform key findings. We also extend our gratitude to Hub Cities Consortium for their leadership, skills, and expertise in executing the research project. A special thank you to Hub Cities, including Joe Martinez, Carmen Arce, Beatriz Silva, Francia Martinez, Alejandra Duarte, and Ofelia Gomez, for their commitment and dedication to capturing a comprehensive landscape analysis of the nonprofit sector in the Southeast LA Region.

We extend our gratitude to Patricia Bowie and her team for their guidance and support with the writing of the final report. Additionally, we would like to thank Caroline Bhalla, USC Price Center for Social Innovation, for her support in mapping the nonprofit organizations to create a visual presentation of our findings. We would also like to thank each member of the SELA Collaborative for reviewing and providing valuable input throughout the project and in the development of the final needs assessment report. The following individuals and organizations are also acknowledged for their contributions to this project:

Commissioned Authors: Population Change Learning Community Members – Patricia Bowie, Elena Fiallo and Liz Welch

Graphic design: Anna Artemis Mkhikian

TABLE OF CONTENTS

I.	Introduction	07
II.	Range and Scope	13
III.	The Nonprofit Ecosystem	19
IV.	Recent and Emerging Public Sector Initiatives	31
V.	Faith-Based Community	33
VI.	Recommendations	37
VII.	Conclusion	41
IX.	References	42
X.	Appendix	43


I. Introduction



Introduction

SELA Collaborative is a network of organizations gathered to lead the area of Southeast Los Angeles into an era of increased vitality by bringing resources to build a robust infrastructure of local nonprofits; to inform and engage residents for increased civic participation; and, to provide data and research specifically designed to explore the possibilities of this region.

Organizations include Alliance for a Better Community, East Los Angeles College, East Yard Communities for Environmental Justice, Families in Schools, First 5 LA, Hub Cities, Human Services Association, Pat Brown Institute at Cal State LA, Southeast Community Development Corporation and the Southeast Rio Vista YMCA. To do this, the Collaborative has adopted and is committed to three strategic priorities:

1.  *nonprofit capacity building;*
2.  *civic engagement; and*
3.  *the on-going use of data driven research to inform planning and advocacy*

The key objective of the SELA Collaborative nonprofit capacity building strategy is to build on the assets already existing within the community. An important piece of ensuring civic engagement and continued positive community development is the social sector, specifically nonprofits. SELA is working from the premise that an increase of strong nonprofit organizations in the region will strengthen the community. Nonprofits have an essential role to play in creating a unified voice to help engage both internal and external stakeholders around a shared vision for the region, helping build community assets and directly responding to individual and community-wide needs. By strengthening the ability of the nonprofit sector in Southeast Los Angeles, the SELA Collaborative hopes to create a regional vision with the residents and organizations in the Southeast Los Angeles Region aimed at achieving health and well-being for individuals community-wide.

The SELA Collaborative has chosen to begin by identifying and analyzing the current capacity of the nonprofit sector in Southeast Los Angeles to respond local needs and maximize the power of community to address local issues. With this information, the SELA Collaborative will design a localized capacity building strategy to strengthen the nonprofit sector in the Southeast Los Angeles Region.

Background

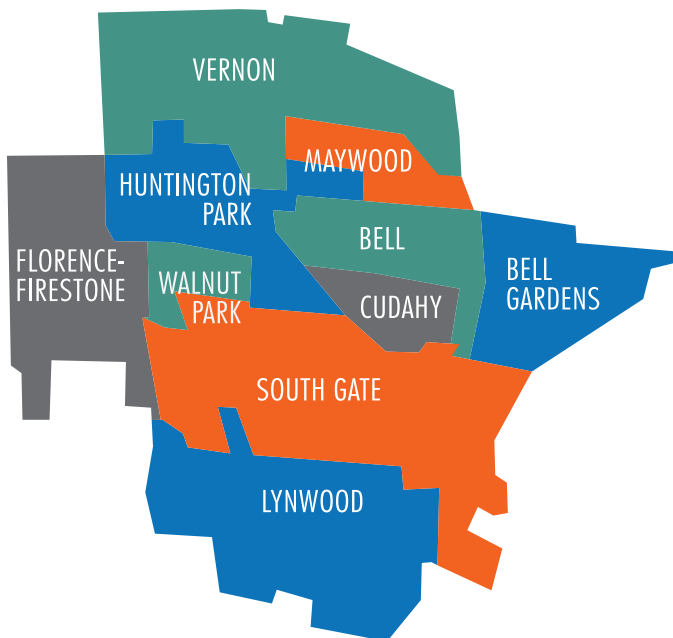
The Southeast Los Angeles Collaborative (SELA Collaborative) is a network of organizations working collaboratively to strengthen the capacity of the nonprofit sector and increase civic engagement in Southeast LA. Founded in 2011 by eleven core organizations, SELA Collaborative seeks to revitalize the communities of Bell, Bell Gardens, Cudahy, Florence-Firestone, Huntington Park, Lynwood, Maywood, South Gate, Vernon and Walnut Park.

The collaborative reignited in 2016, when Supervisor Hilda Solis and the Weingart Foundation organized a bus tour to better understand this historically under-resourced yet vital area of Los Angeles County. Since then, the SELA Collaborative has completed a community-based strategic plan, engaged additional philanthropic partners like the California Community Foundation, the Weingart Foundation and Ballmer Group and resumed implementing the vision and strategic plan. SELA will focus on three strategic areas: nonprofit capacity building, civic engagement and data-driven research.

Today SELA Collaborative is formed by Alliance for a Better Community, AltaMed, COFEM, East Los Angeles College, East Yard Communities for Environmental Justice, Families in Schools, First 5 LA, Hub Cities, Human Services Association, Pat Brown Institute at Cal State LA, Southeast Community Development Corporation and the Southeast Rio Vista YMCA.

The SELA Collaborative defines the SELA region of Los Angeles County as eight cities and two unincorporated areas that include Bell, Bell Gardens, Cudahy, Florence-Firestone, Huntington Park, Lynwood, Maywood, South Gate, Vernon and Walnut Park.

FIGURE 1: MAP OF SELA REGION



SELA STATS

440,000approximate
number of SELA
residents**30%**of SELA's
population is
under 18**28%**is between the
ages of 18 to 34**90%+**identifies as
Latinx**191,000+**number of
immigrants who
call SELA home**126,455**non-citizen
immigrants in the
SELA community**11.01%**average
unemployment
rate in SELA**\$40,500**SELA's median
household
income

In 2017, the SELA Collaborative member Pat Brown Institute for Public Affairs at Cal State LA provided an analysis of the human, housing, business, and transportation assets of the Central 710 Freeway Corridor. As stated in the analysis, *"Political disunity has remained an obstacle to developing a regional voice, which is particularly disabling in a county with so many stakeholders vying for resources. This report hopes to change that by creating a unified vision of what this community is, and the assets that will play a role in its future growth"* (Thornberg, Kleinheinz, Meux, & Paik, 2017).

The analysis depicted a growing community with great opportunity for continued development and positive outcomes for residents. The geographic area now commonly referred to as SELA evolved into a hub of industrialization as a result of its proximity to major rail routes that served the Port of Long Beach. The region continues to maintain a strong industrial character as industries have continued to transition over time. By 1993, the industry was dominated by apparel and textiles. This trend has continued with the most recent economic expansion in the leisure, hospitality and retail trade (Thornberg et al., 2017). In recent decades the population has continued to increase and there is a struggle for resources and continued community development.

The SELA Collaborative's identified area is currently home to approximately 440,000 people. The area contains many young families and many residents are younger than the county average: 30% of the population is under the age of 18 and an additional 28% is between the ages of 18 to 34. Over 90% of the population across SELA communities identifies as Latinx. The area is also home to just over 191,000 immigrants, representing about 44% of the total population, 10% higher than the county average. There are 126,455 non-citizen immigrants in the SELA Region, representing just over two thirds of the total immigrant population. Cudahy, Bell Gardens and Florence-Firestone have the largest share of non-citizen immigrants, 74%, 73% and 73% of their immigrant populations are non-citizens, respectively. Of children under the age of 18, approximately 5% are immigrants, nearly all of whom are non-citizens. The unemployment rate in the SELA Region averages 11.01% - higher than the County average of 8.9%. The SELA Community has a median household income of roughly \$40,500, lower than the Los Angeles County median of almost \$58,000 (Thornberg et al., 2017).

As seen in Figure 2, there is a high percentage of people living in poverty throughout the SELA Region, which would suggest an opportunity for nonprofits to provide supportive services to this community.

FIGURE 2: SELA POPULATION AND ECONOMIC DEMOGRAPHICS (THORNBERG ET AL., 2017)

TOWN	POPULATION	MEDIAN HOUSEHOLD INCOMES	PERSONS IN POVERTY
Bell	37,183	\$38,823	25.3%
Bell Gardens	42,072	\$37,193	29.4%
Cudahy	39,058	\$39,058	30.4%
Florence-Firestone	63,387	\$34,738	31.5%
Huntington Park	35,629	\$35,629	28.9%
Lynwood	43,848	\$43,848	24.3%
Maywood	36,696	\$36,696	26.9%
South Gate	94,396	\$45,522	20.3%
Vernon	112	\$38,333	40.6%
Walnut Park	15,966	\$43,500	20.5%

Again, the SELA Collaborative is working from the premise that an increase of strong nonprofit organizations in the region will strengthen community outcomes. Local leaders characterize the SELA Region as an area with few nonprofits and most of those struggling financially due to an overall lack of financial investment from both the public and philanthropic sectors. Research on the nonprofit sector conducted within Los Angeles County has identified the general challenges faced by nonprofits, yet these studies do not focus on the SELA Region specifically. For this reason, prior to implementing a nonprofit capacity building strategy, the SELA Collaborative has chosen to focus on building a more nuanced understanding of the SELA nonprofit landscape.

Methodology

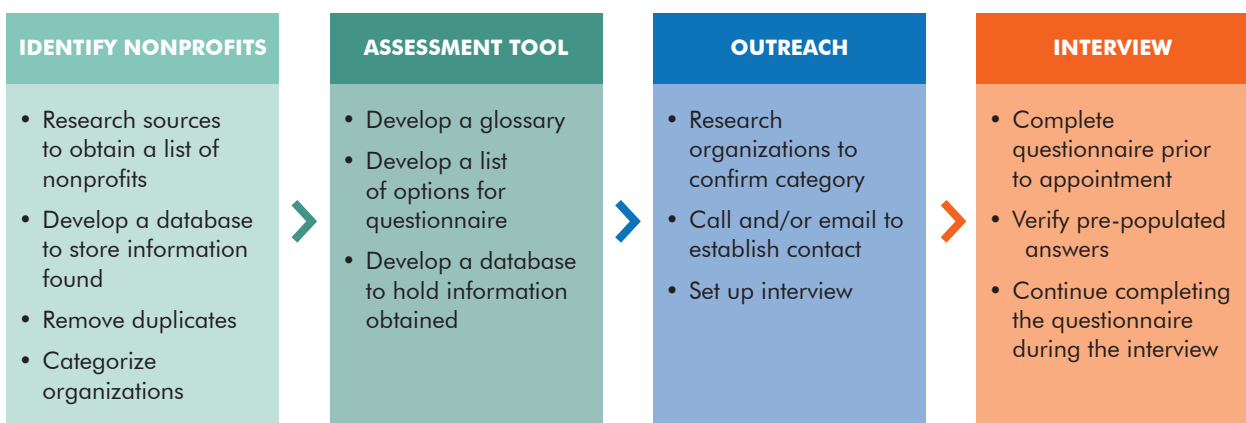
Hub Cities Consortium (Hub Cities) based in Huntington Park was founded in 1988 as the primary public job training and placement center for residents of the cities of Huntington Park, South Gate, Lynwood, Cudahy, Maywood and Bell Gardens. For nearly 30 years, Hub Cities has served as a community pillar in Southeast Los Angeles for residents seeking career assistance and employment-related services. Hub Cities completed the initial scan aimed at locating all the nonprofits in the area. The scan had two phases: (1) identifying the nonprofits in the SELA Region and (2) administering an organizational assessment to gain a better understanding of each organization's core functions, size and organizational capacity needs. The organizational assessment included an in-person interview and a self-administered survey. The goal was to gather data from a variety of organizations that represented the different types of nonprofits currently operating in the area.

Numerous data sources were used to develop the list of nonprofits. Sources included GuideStar, 990 Finder, Nonprofit Finance Fund (NFF), local Chambers of Commerce, City Municipalities and City Managers, Los Angeles County Business Directory, SELA Members, the Supervisorial Office of the First District, word of mouth, and websites such as Melissa Global Intelligence among others.

Hub Cities identified an initial pool of 494 active nonprofit entities located within the SELA region. They then reached out to a subset of the identified organizations to conduct an interview and organizational assessment. Hub Cities encountered some challenges when reaching out to organizations to complete the more in-depth assessments. A number of organizations did not have accurate contact information, some requests were met with no response and a few agencies declined due to lack of time or lack of trust due to no prior knowledge of SELA Collaborative and questioning the legitimacy of the request of the information. In the end, interviews were conducted with 40 of these organizations, and of those interviewed 32 completed the organizational assessment. Hub Cities allowed time for the interviewees to ask questions and make comments or suggestions. To ease any concerns that might prevent organizations from being fully open and honest with the interviewer, a confidentiality statement was offered to each participating organization. The statement confirmed in writing that no data shared would identify any specific individual or agency without their prior approval.

Hub Cities created basic profiles for the 40 entities that completed the organizational assessment. General information on each nonprofit was also gathered via their website, social media, and other publicly available sources prior to the interview. This allowed for the interviews to focus on their perspective of past accomplishments, current projects and provide an assessment of the organization's current capacity to meet their intended goals. A database has been developed to record and store all of the information gathered.

FIGURE 3: SCAN METHODOLOGY



II. Range & Scope



Range and Scope

An initial pool of 559 nonprofit organizations was identified and it was determined that 494 of these were currently active and located within the SELA Region. The 494 active nonprofits entities have been organized based on commonly accepted domains to better understand the range and types of services available to residents in this region.

FIGURE 4: PRELIMINARY DATA SET

HUB CITIES ORGANIZATION SERVICE DOMAINS	NUMBER OF ORGANIZATIONS
Advocacy	11
Alumni Organization	2
Animal Welfare	2
Arts, Culture & Humanities	15
Benefits Assistance	2
Chamber of Commerce	6
Child Development & Day Care	1
Children and Families	3
Civic Engagement	2
Community & Economic Development	3
Disability Services	2
Education - Adult	11
Education - Child Development & Day Care	3
Education - Public School	8
Faith Based	281
Food	3
Foundation	37
Fraternity / Sorority	8
Health Care	12
Housing	2
Income and Employment	2
Legal Assistance	4
Mental Health	5
Parent/Teacher Organization	8
Recreation Sports/Club	24
Reentry	1
Senior and Older Adults	1
Substance Use Disorder	6
Union	4
Youth Services	13
Volunteer Service Club	12
GRAND TOTAL	494

During the preliminary review of the data, two important things were evident. First, there were a large number of organizations that have a 501c3 designation but would not generally be consider social service providers. For example, 281 of the entities in the preliminary data set were faith-based organizations. While some faith-based organizations do provide services or offer their locations for others to provide services, further exploration would be needed to identify which of these organized themselves to consistently offer services or support. Other non-social service providing entities included the chamber of commerce, foundations, and fraternities/sororities. Of the initial scan, there were a total of 75 organizations designated as service providers.

Second, not all service providers are nonprofit organizations. Therefore, if one was trying to capture a more comprehensive view of the service provider landscape, the scan would have to go beyond nonprofits. Also, there are organizations that provide services to the SELA Region but are not located within the area identified by the SELA Collaborative. As many service providers provide information regarding their services and service boundaries to the LA County's 211 resource and referral system, the 211 data base was used to do a secondary data capture. The goal was to capture any additional service providers to the SELA Community that may not have been captured through the preliminary scan. This search produced an additional 33 service providers that had not been captured in the initial scan, with a third of these being delivered by the public sector directly. Additionally, the LA County 211 Resource and Referral Listing also only had two faith-based institutions registered as service providers out of the 281 faith-based groups located within the SELA Region.

Figure 5 shows the service provider organizations providing services to the SELA Region not captured in the original scan.

FIGURE 5: ADDITIONAL SELA SERVICE PROVIDERS FOUND ON 211 RESOURCE AND REFERRAL LISTING

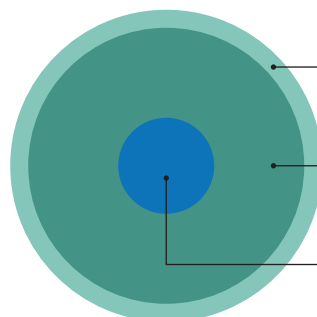
211 SERVICE DOMAINS	GOVERNMENT ENTITY PROVIDING DIRECT SERVICES	ADDITIONAL NONPROFIT SERVICE PROVIDER ORGANIZATIONS
Benefits Assistance	4	1
Children and Families	1	1
Education - Adult	0	1
Education - Child Development & Day Care	0	1
Food	0	2
Health Care	0	9
Housing	0	3
Mental Health	3	3
Senior and Older Adults	3	0
Veterans Services	1	0
GRAND TOTAL	12	21

The chart below (Figure 6) shows the combined list from the preliminary dataset and the 211 list of service providers in the SELA area, excluding the government-operated services. This list includes the 75 service providing organizations that were in the preliminary data search and the 21 organizations from the 211 listing that also provide services.

FIGURE 6: TOTAL SERVICE PROVIDERS PROVIDING SERVICES IN SELA AREA

DOMAIN	NUMBER OF ORGANIZATIONS
Advocacy	2
Animal Welfare	1
Arts, Culture & Humanities	3
Benefits Assistance	3
Child Development & Day Care	1
Children and Families	3
Civic Engagement	1
Community & Economic Development	1
Disability Services	2
Education - Adult	7
Education - Child Development & Day Care	4
Education - Public School	8
Faith Based	2
Food	5
Health Care	20
Housing	4
Income & Employment	2
Legal Assistance	3
Mental Health	8
Recreation Sports/Club	2
Reentry	1
Substance Use	4
Youth Services	9
GRAND TOTAL	96

NON PROFIT POOL:



559

pool of non-profits in SELA

494

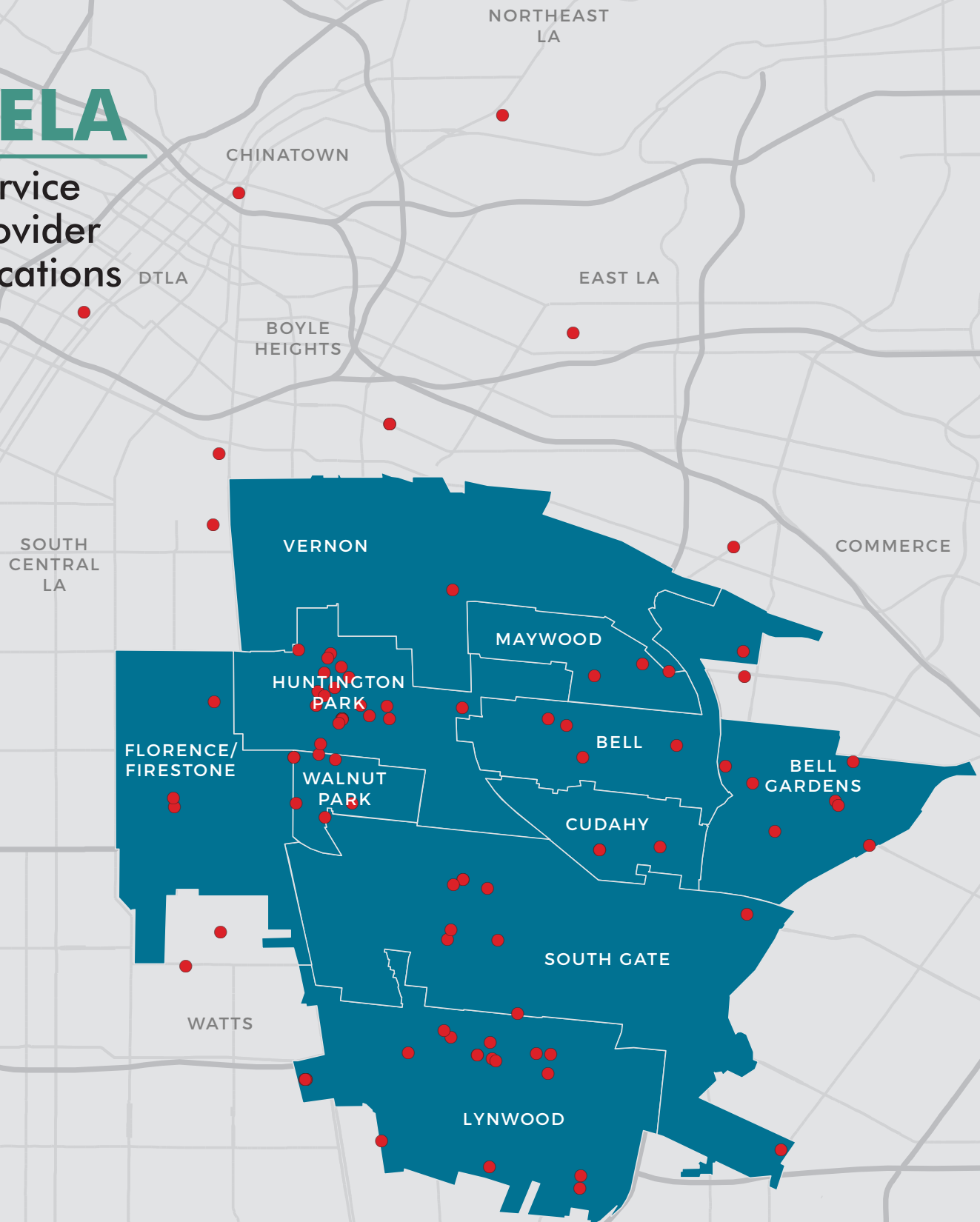
active non-profits in SELA

96

non-profit service providers

SELA

Service Provider Locations



SOURCE: USC CENTER FOR SOCIAL INNOVATION

BELL

- Altamed
- Fundacion Jalisco
- Salvation Army
- TFT Empowerment

BELL GARDENS

- B.G. Police Activities League
- B.G. Youth Football & Cheer
- Coalicion de Latinos Americanos
- Cross Roads
- ENKI
- Family Health Care Centers
- Human Services Association
- H.P. Police Activities League
- JWCH Institute Inc.
- Southeast Community Development Corp.

COMMERCE

- East Yard Communities
- Penny Lane Centers

CUDAHY

- BWS District 6
- Calworks - District 6

FLORENCE / FIRESTONE

- Amigos Unidos
- Eagle Empowerment
- Watts Project

HUNTINGTON PARK

- Aghaby Comprehensive
- All Care One
- Belgrave Recovery Center
- Care 1st Health Plan
- City of Hunt. Park Transport.
- Communities for a Better Environment
- Federacion Duranguense
- Five Keys Schools & Programs
- Hub Cities Career Center
- Hunt. Park Office - SSA
- LACommunityLegalCenter&Edu.

HUNTINGTON PARK CONT'D

- LA Co. Dept of M. Health - Rio Hondo
- LA Co. Workforce Dev.
- LA Co. Dept of M. Health - SA Fam Center
- Mental Health America
- Mexican American Opp. Foundation
- Northeast Community Clinic
- Oldtimer's Housing Dev. Corp IV
- Project Return
- Reynosos Hit N Walk
- Salud Digna
- Salvation Army
- Something Big
- South Central Fam Health Center
- South LA Health Project (UCLA)
- Southeast Churches
- St Ignatious of Antioch
- The Oasis Medical Clinic
- The Village Family Services

LOS ANGELES

- Alliance for College
- Boys & Girls Club
- Calworks - Metro East #15
- Calworks - Florence #17
- Canon Human Services Center
- COFEM Council of Mex. Fed.
- El ARCA
- General Relief (CalFresh #15)
- Green Dot Public Schools
- HULA
- KIPP LA Schools
- LA Co. Workforce Dev.
- Tessie Cleveland
- Watts Healthcare Corp.

LYNWOOD

- 4277 South Western
- Angels Nest Preschool
- De Novo Community Clinic
- Drew CalWorks Apt Payment Program
- Helping Other People Excel

LYNWOOD CONT'D

- Kkottongnae
- Lynwood Athletics
- Lynwood Community Adult School
- Missionaries of Charity
- National Alliance
- Project Impact
- So. Cal Health & Rehab Program
- St. Francis Medical Center
- St. Francis Medical Center (Lynwood)
- St. Louise Resource Services
- Sunshine Preschool
- Truevine Community Outreach
- Women of Essence

MAYWOOD

- Calicanto Corp
- Ingenium Schools
- Maywood Family Medical Center
- YMCA - Southeast Rio Vista

SOUTH GATE

- A Promise of Hope
- Aspire Public Schools
- Azteca Taekwondo Foundation
- Banco de Comida y de Esperanza
- Compator
- Friends of the Commission
- Giant Steps Community Programs
- Helping Others Live with Access
- Kamila Comp. Health Care Center
- Lost Angeles Spiritual & Psych.
- SELA Biz (DBA)
- South Gate Art Association
- South Gate Police Explorers
- Valiente College Preparatory

VERNON

- LA Regional Food Bank
- South East Scout Program
- The Mistake Room

WALNUT PARK

- Alta Public Schools
- Walnut Park Civic Engagement

III. The Nonprofit Ecosystem



The Nonprofit Ecosystem



Neighborhood life is shaped by the structure of formal and informal networks of association. (BURSIK, R., GRASMICK, H, 1994).

It has long been argued that if growing up in a poor neighborhood mattered, then the intervening processes such as collective socialization, peer-group influence, and institutional capacity were part of the reason (Mayer & Jencks, 1989). During the 1990s, social science researchers began to explicitly theorize and directly measure how neighborhood social processes bear on the well-being of children and adolescents. This work converged on an understanding of four related but independent measures of neighborhood effects. These include social ties/interaction, norms and collective efficacy, institutional resources, and routine activities (Sampson, 2012).

A community's institutional resources are defined by the quality, quantity and diversity of institutions within a community that address the needs of children and youth, such as libraries, schools and other learning centers, child care, organized social and recreational activities, medical facilities, family support centers, and employment opportunities (Sampson, 2012). There is now a common understanding among social science researchers that community-oriented organizations have the ability to establish or strengthen ties between residents and connect individuals to other residents, organizations, or community resources. In doing so, these organizations facilitate voluntary associations, improve social cohesion and informal social control, and build interpersonal trust (Small, 2009).

The information gathered on the nonprofit community is intended to capture an understanding of the community-oriented organizations and additionally the existing nonprofit eco-system within the SELA Region. Typically, this includes measuring the density (the range and scope) of community serving nonprofits and the nonprofit service provider's capacity to achieve its goals. By considering the nonprofit organizations as an eco-system, the goal is to better understand the nonprofit service providers' relationship to one another and the larger community of organizations and institutions and their ability to coordinate and align with these various entities to achieve the larger SELA Collaborative's goal of communitywide health and well-being.

A. DENSITY

Based on a fifteen-year study comparing the social structures and outcomes across neighborhoods throughout Chicago published in 2012, social scientist Robert Sampson offered a renewed look at how the social constructs of where we live have a powerful impact on our health and well-being. Sampson was able to demonstrate the number of nonprofits with a community orientation in a given neighborhood is a contributing factor to social cohesion and social control, both contributing factors towards community health and an individual well-being. In his research, Sampson concluded “the degree of social cohesion and informal social control within communities arises from local networks of organizations, institutions, and residents who work together to uphold common values and shared expectations of behavior” (Sampson, 2012).

Intrigued with the emergent research showing that the number and mix of nonprofits in a neighborhood influences its well-being and future prospects, Urban Institute has also begun to aid in understanding the density of nonprofits. Based on data gathered from the National Center for Charitable Statistics database, they offer a simple descriptive analysis of how community-oriented nonprofit densities relate to poverty rates. By viewing American’s 100 largest metropolitan areas, they delineated nonprofit rich metros (average density of 95 per 100,000 population to that of nonprofit thin metros (average density of 45 per 100,000).

The average nonprofit densities for high poverty tracts (poverty rates of 40 percent or more) is 69 per 100,000 population. Given the population of the SELA Community is just over 400,000, SELA would have approximately 30 nonprofits identified as community serving. Comparatively speaking the SELA nonprofit service provider community is well below the average nonprofit density found in areas with high poverty (69 per 100,000). Neighborhood densities of community-oriented nonprofits generally increase as poverty rates increase. An important caveat to this work however is that while community-oriented nonprofits are increasing and tend to be concentrated in low-income neighborhoods, we still know very little as to how the density and mix of nonprofits impacts community life.

More recently however, social scientist Patrick Sharkey has taken the work on nonprofit density and improved community health even further. Sharkey (2017) was able to create a causal link between the number of local community organizations, crime reduction and improved quality of neighborhood life. The range of nonprofits considered were those focused directly on crime reduction as well as nonprofits focused on the arts and humanities, health and the environment. Using data gathered from 264 cities over a 20 year span, Sharkey was able to demonstrate that every 10 additional locally-based nonprofit organizations in a city with 100,000 residents led to a 9 percent reduction in the murder rate, a 6 percent reduction in the violent crime rate, and a 4 percent reduction in the property crime rate (Sharkey, Torratts-Espinsosa, & Takyar, 2017).

In reviewing the geographic distribution of nonprofits in Figure 6, it is evident that not all of the organizations providing services are actually located in the SELA Region. For purposes of understanding density, the focus is on nonprofit service providers located in SELA. Figure 7 depicts the number of nonprofits in each SELA city.

COMMUNITY HEALTH

**69 per
100,000**

An average of 69 locally-based nonprofit organizations per 100,000 residents in areas with higher poverty led to a:

9%

reduction in the murder rate,

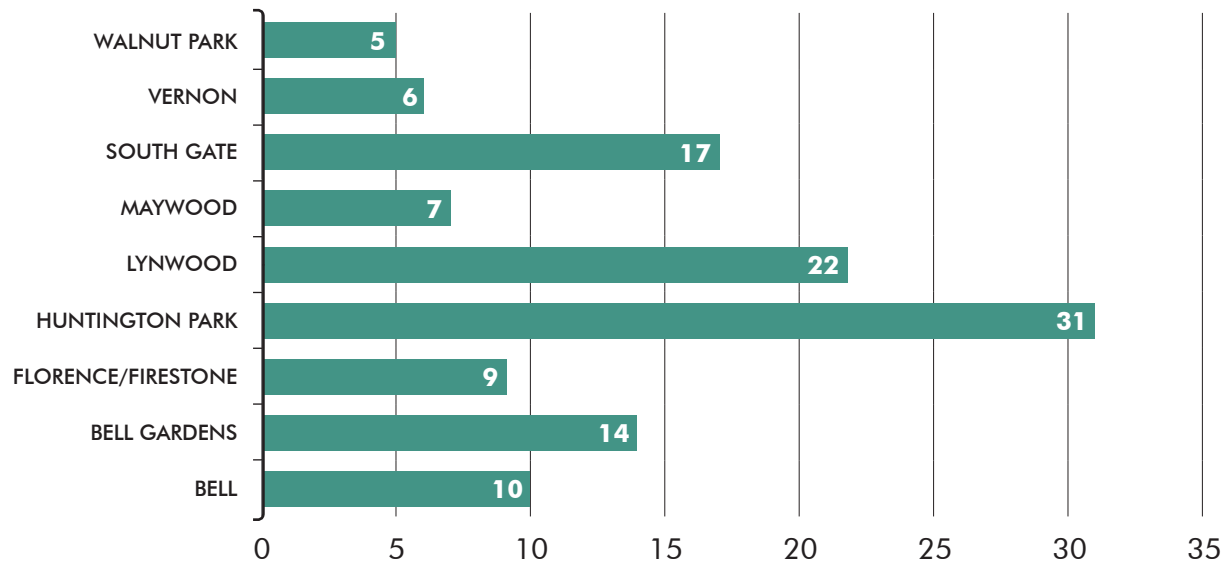
6%

reduction in the violent crime rate &

4%

reduction in the property crime rate

(SHARKEY, TORRATS-ESPINSOSA, & TAKYAR, 2017).

FIGURE 7: NUMBER OF NONPROFITS BY CITY**FIGURE 8: NONPROFIT SERVICE PROVISION IN SELA AREA**

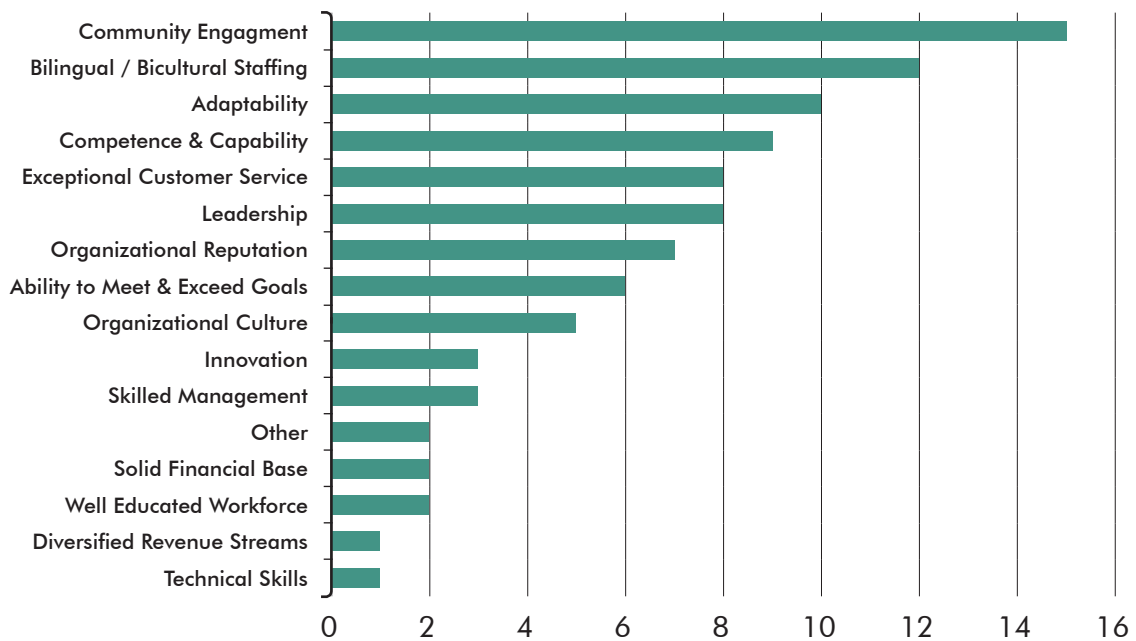
CITY	NONPROFIT SERVICE PROVIDERS	POPULATION	RATIO (1 PER)
Bell	10	37,183	3,718
Bell Gardens	14	42,072	3,005
Cudahy	0	39,058	-
Florence/Firestone	9	63,387	7,043
Huntington Park	31	35,629	1,149
Lynwood	22	43,848	1,993
Marywood	7	36,696	5,242
South Gate	17	94,396	5,553
Vernon	6	112	19
Walnut Park	6	15,966	3,193
TOTAL	121	408,347	4,537

Overall, there is a wide range of services offered by the organizations located in the SELA area. However, the distribution of services with a dedicated location within the area is quite varied. There are a total of 96 locally-based nonprofits in the SELA region. Some of these nonprofits have sites in more than one city. Therefore, there are of 121 locations operated by locally based nonprofits providing services for a population of 408,347 people. Huntington Park and Lynwood have the strongest overall representation of service agencies, with health and mental health as the most widely represented service types. Given their larger population size relative to the other cities and unincorporated areas this makes some sense. Yet, South Gate, which has a about twice the population size of Huntington Park and Lynwood, has about a half to two thirds less the number of nonprofits than these two cities. Florence/Firestone also has a larger population by about a third and yet has 3 nonprofits compared to Huntington Park's 27 or Lynwood's 22. Based on the average rate of nonprofits for the top 100 metropolitan areas in the United States, SELA as a region could hypothetically more than double the number of nonprofits.

It is important to note, however, density for density's sake is not enough to understand the nonprofit sector's ability to positively influence individual and community outcomes. For example, the responses of the nonprofits surveyed in SELA indicated there is a real struggle for financial resources. The increase of the number nonprofits may only increase a scarcity and competitive mentality among the nonprofits, especially those that have been working in the area for a while. Also, both Sampson (2012) and Sharkey (2017) caution that their work is not able to fully capture the actual services being offered, nor does it reflect on the quality of those services.

B. ORGANIZATIONAL CAPACITY

Hub Cities interviewed 19 organizations that provide services. Descriptive data was captured as to organizational services, goals and target beneficiaries, numbers of individuals served, outcome measures and the size of budget and staffing. Organizations were also asked to identify their strengths and challenges. While the strengths and challenges of each individual nonprofit varied, there was some overlap across the different areas.

FIGURE 9: TOP 5 STRENGTHS**FIGURE 10: TOP 3 CHALLENGES**

Organizations were then divided into one of 3 groups based on their budget size. Very small organizations had budgets up to \$500,000, small organizations had budget over \$500,000 and up to \$2.5million and mid-large organizations were defined as having a budget over \$2.5million. The budget size groupings are being used as a proxy for distinguishing a number of the other organizational characteristics. For example, mid-large organizations all had well over a hundred full time staff. Small organizations had between 5 and 40 full-time staff, while the very small organizations interviewed had 4 full-time staff or less, with some functioning with only part-time staff or volunteers. Of the 19 nonprofits providing services that Hub Cities interviewed, 10 were very small, 4 were small and 5 were mid-large organizations.

While it is helpful and essential for the SELA Collaborative to have a clear picture of the range, scope and distribution of the service providers in the SELA Region, it is also important to understand what organizational capacities are essential. Considering the larger changes in our economic, political, social and physical environments, nonprofit organizations need to be able to adapt and change quickly. To do this well, there needs to be strong internal systems, but strong internal systems is no longer enough for nonprofits to be successful and sustainable. They also need to have an external view with strong feedback mechanisms to continuously connect and align with emerging initiatives and trends.

One framework with which to consider the necessary capacities for our 21st century environment is the 5 Capabilities framework. This framework came out of research commissioned by the Governance and Capacity Development Network of the Organization for Economic Cooperation and Development (OECD) and was validated through a major evaluation conducted in 2011 by the Dutch Ministry of Foreign Affairs (Van Brabant & Ubels, 2015). The 5 capabilities include commit to act, create results, relate and attract, adapt and renew and maintain internal coherence. These are considered the organizational capacities that enable organizations to perform and sustain themselves in evolving environments (Van Brabant & Ubels, 2015). The goal is for organizations to build capabilities within each of these areas as having capabilities in each area is necessary. It is these collective strengths that add up to organizational capacity.

The 3 groupings of organization were used to capture the differing types of strengths and challenges of the nonprofit organizations based on the 5 Capabilities framework. The interview protocol and organizational assessment were not designed based on the 5 Capabilities framework. However, the organizations were asked to identify their top 5 strengths and top 3 challenges based on a list of common organizational functions and activities (see figures 9 and 10 above) These lists and the corresponding responses were then assigned to one of the capabilities within the 5 Capabilities framework.

5 CAPABILITIES NETWORK

1.

COMMIT TO ACT

2.

CREATE RESULTS

3.

RELATE & ATTRACT

4.

ADAPT & RENEW

5.

MAINTAIN INTERNAL COHERENCE

1. Capability to Commit and to Act: This capability is focused on an organization's ability to commit to a decision and follow through with implementation. It is focused on an organization's internal accountability practices as a precondition of its ability to deliver results (Van Brabant & Ubels, 2015).

FIGURE 11: CAPABILITY TO COMMIT, STRENGTHS AND CHALLENGES

STRENGTHS			
	Competence And Capability	Solid Financial Base	Technical Skills
Very Small Organizations (10*)	2	0	1
Small Organizations (4*)	3	1	0
Mid-Large Organizations (5*)	4	1	0

CHALLENGES			
	Financial Management	Cost Containment	Insufficient Resources to Meet Demand
Very Small Organizations (10*)	0	0	4
Small Organizations (4*)	0	1	1
Mid-Large Organizations (5*)	0	1	3

2. Capability to Create Results: Organizations that have this capability are able to show outcomes around improved capacity of the organization and others. One way to measure this is through the collective hope, mobilization, and ability to work towards a shared vision. This ability to manage people and listen to beneficiaries and clients is an important piece of this capability (Van Brabant & Ubels, 2015).

FIGURE 12: CAPABILITY TO CREATE RESULTS, STRENGTHS AND CHALLENGES

STRENGTHS				
	Community Engagement	Bilingual / Bicultural Staffing	Skilled Management	Ability to Meet or Exceed Goals
Very Small Organizations (10*)	9	7	1	2
Small Organizations (4*)	4	2	2	2
Mid-Large Organizations (5*)	2	3	0	2

CHALLENGES			
	Knowledge Management	Strategic Planning	Program Evaluation
Very Small Organizations (10*)	1	2	2
Small Organizations (4*)	0	1	0
Mid-Large Organizations (5*)	0	0	0

3. Capability to Relate and Attract: A strong and effective organization is able to attract multiple stakeholders from across its environment. This could include funders, partners, clients, community members, and staff. These organization are able to attract financial resources and are also able to gain credibility among its stakeholders (Van Brabant & Ubels, 2015).

FIGURE 13: CAPABILITY TO RELATE AND ATTRACT, STRENGTHS AND CHALLENGES

STRENGTHS				
	Diversified Revenue Streams	Organization Reputation	Exceptional Customer Service	Well Educated Workforce
Very Small Organizations (10*)	0	5	4	0
Small Organizations (4*)	0	1	1	1
Mid-Large Organizations (5*)	1	1	3	1

CHALLENGES				
	Communication and Outreach	Fundraising	Executive Leadership Development	Human Resources
Very Small Organizations (10*)	3	5	0	2
Small Organizations (4*)	1	2	0	1
Mid-Large Organizations (5*)	2	3	0	0

4. Capability to Adapt and Renew: This capability is focused on an organizations ability to evolve and be responsive to current trends and needs of a community. The organization is able to continue adapt to changing environments. This helps to remain relevant and sustainable (Van Brabant & Ubels, 2015).

FIGURE 14: CAPABILITY TO ADAPT AND RENEW, STRENGTHS AND CHALLENGES

STRENGTHS		
	Adaptability	Innovation
Very Small Organizations (10*)	4	1
Small Organizations (4*)	3	1
Mid-Large Organizations (5*)	3	1

CHALLENGES			
	New Labor Laws	New Minimum Wage Requirements	Policy Changes
Very Small Organizations (10*)	0	0	0
Small Organizations (4*)	0	2	0
Mid-Large Organizations (5*)	1	1	1

5. Capability to Maintain Internal Coherence: To understand if an organization has strength in internal coherence it is important to look at alignment between mission, strategies, and resources. Also, it looks to the balance of innovation and stability while utilizing effective decision making (Van Brabant & Ubels, 2015).

FIGURE 15: CAPABILITY TO MAINTAIN INTERNAL COHERENCE, STRENGTHS AND CHALLENGES

STRENGTHS					
	Leadership	Organizational Culture			
Very Small Organizations (10*)	4	4			
Small Organizations (4*)	2	0			
Mid-Large Organizations (5*)	2	1			

CHALLENGES					
	Board Development	Cybersecurity	Information Technology Systems	Facilities Management	Organizational Assessment
Very Small Organizations (10*)	1	0	0	2	0
Small Organizations (4*)	0	0	0	1	0
Mid-Large Organizations (5*)	1	0	2	0	0

In reviewing these capabilities, all of the groups of organizations report having strengths in their capability to adapt and renew. The very small organizations identified their key strengths as the capability to create results and to relate and attract. Their challenges are also in the ability to relate and attract across the specific areas of fundraising, communication and outreach and human resources, along with needing help with facilities. The small organizations at times reflected strengths and challenges similar to the very small organizations, such as the strength of creating results and similar challenges in fundraising and having needs with human resources and facilities management.

Other times the small organizations were more closely aligned to the strengths and needs of the mid-large organizations. The mid to large organizations identified their strengths as their capability to commit to act and to maintain internal coherence. Here both small and mid-large organizations rated themselves high in competence and capability and in their leadership. Both groups also identified challenges in new policy areas, changes in labor laws and new minimum wage requirements.

*The number within the parenthesis refers to the amount of organizations within each category. There were a total of 10 very small organizations, 4 small organizations and 5 mid-large organizations. Organizations were asked to rate their 5 top challenges and 3 top strengths as indicated in figures 9 & 10.

It is clear that the size range of the organizations offer unique sets of strengths and challenges. Each appears to have strengths that the other groups may not have and from which the others could benefit. The three groups of nonprofits certainly do not need to focus on building the same capacities

Often in the social sector we get caught in the trap of thinking that every organization has to be on a growth trajectory and aim to achieve impact at an ever-expanding scale. This often means obtaining and sustaining large grants and contracts and a large staff which is not always feasible or even desired by every organization. It is clear from the interviews that nonprofit organizations feel isolated and have limited access to the resources that they need to be successful, strengthen their organizations, or increase their impact. It would appear that in working to leverage and align the existing strengths among the nonprofit groups, it could strengthen the entire nonprofit ecosystem within SELA.

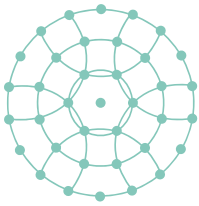
C. CAPACITY TO CONTRIBUTE TO COMMUNITYWIDE GOALS



Capacity is not an end in itself. It is the ability to achieve something in a wider environment. (VAN BRABANT & UBELS, 2015).

There are two theories that are helpful when considering the nonprofit and service provider role in achieving large-scale communitywide goals. The first is Government Failure theory. **Government Failure Theory** highlights the idea that when government provides public goods like education and health care, it will select the most generic programs with the broadest appeal (Lecy, & Van Slyke, 2013). However, communities are complex eco-systems and require more nuanced approaches to achieve positive and equitable outcomes. Nonprofits serve as supplements to government by filling in the gaps of needs that the government does not provide (Lecy, & Van Slyke, 2013). However, Governmental Failure Theory makes it seem as though nonprofits are only a byproduct of a failed government system.

Interdependence theory takes this one step further, asserting government and nonprofits often forge partnerships to achieve joint aims, and in doing so, become interdependent” (Lecy, J., 2013). For the most part, government does not have the capacity to operate in communities in the more nuanced way nonprofits have found necessary to be effective and the nonprofits benefit from the resources provided by the government. This becomes an important mutually beneficial and reinforcing relationship. It also increases the density of locally-based nonprofits.



Many organizations within a community are embedded within larger networks of public and private agencies and organizations extending across a city's neighborhoods and beyond the city limits. These extra-local networks connect communities to external sources of influence, resources, and political power, all of which strengthen the capacity to achieve common goals and values (Bursik & Grasmick, 1994). Place-based networks or strategies create a unique opportunity for multiple sectors to come together, leverage resources and build a shared strategy to improve outcomes for their community. This collaborative approach increases the focus of federal agencies and institutional philanthropy on a region or community which in turn often increase resources available to the collaboratives. There is also an emerging trend in the philanthropic sector to support organizations at a much larger scale for longer periods of time. "There are increasing numbers of nonprofits evolving beyond service delivery to focus on solving large-scale social problems, thereby creating the coin-of-the-realm investment opportunities that many philanthropists seek" (Cardinali, 2019).

The Federal Reserve and the Brookings Institute looked at a number of place-based strategies across the country, "one of the core themes that resonated across communities was the isolation that very poor neighborhoods face—not just geographic isolation, but isolation from the strategies, resources, and institutions that help generate economic opportunity." (Cytron, 2010). Through a series of case studies, the Federal Reserve highlighted the importance of increased communication and collaboration across local organizations, federal institutions and philanthropy and the need for increased communication and collaboration between local stakeholders (Cytron, 2010).

The larger nonprofits in the SELA Region are receiving some form of government funding to support their work. While not specifically asked in the interview, it seems fairly safe to assume that these agencies are already part of larger service provider network. However, most of the nonprofits in the SELA Region are small (a budget of well under \$1 million). Many of these nonprofits are struggling for resources and are disconnected from the other nonprofits in the area.

This begs the question, if the government relies on the larger nonprofit agencies to achieve its goals of having positive impact on the communities, could the large nonprofits also tap into the expertise of the smaller nonprofits to achieve the vision and communitywide goals for the region? By taking on a network building place-based approach, these small nonprofits could become part of the larger networks. In this way, the smaller nonprofits not only benefit from the access to more resources, they also become more connected and aligned to the larger communitywide goals. This interdependent relationship could also benefit the smaller nonprofits as they in turn could be supported to develop the infrastructure needed to take on increased funding and be responsive to emerging trends.

In viewing the list of organizations providing services within the SELA Region, there is a diversity of sectors represented. This diversity offers the possibility to bring together organizations across multiple sectors. All of this would be to the benefit of the local community, as more people from more sectors, including residents, are the most equipped to figure out how to best leverage resources to improve local outcomes.

IV. Recent and Emerging Public Sector Initiatives



Recent & Emerging Public Initiatives

While the focus of the data collected was on the individual nonprofits in the SELA Region, it is also important to acknowledge recent and emerging public sector initiatives that could be opportunities for public sector/private nonprofit partnerships.

Some important initiatives that have the potential of bringing in new and/or increased resources and services to the SELA Region include:

Help Me Grow LA (First 5LA): First 5 LA is working to make developmental and behavioral screening more accessible to families with young children. First 5 LA and L.A. Care Health Plan are working to develop Help Me Grow LA, a model that works to promote cross-sector collaboration in order to build efficient and effective early childhood developmental screening and referral system that mitigates the impact of early childhood vulnerabilities and adversity.

Health Neighborhood Initiative DMH: The Health Neighborhood Initiative brings together health, mental health, and substance use disorder providers to establish and enhance collaborative relationships and promote the integration of whole-person care. Participating service providers are linked to an extensive network of governmental and community supports including, but not limited to county and city agencies, educational institutions, housing services, faith-based groups, vocational supports, advocacy and nonprofit organizations, prevention programs, social services, etc. These providers come together with vital input from the community to enhance the health and well-being of neighborhood residents.

Homelessness: In February 2016, the Board of Supervisors approved an unprecedented action plan comprised of nearly four dozen interlocking strategies, focusing on six key areas to prevent and combat homelessness (Los Angeles County Homeless Initiative, 2019). While only three organizations are listed as housing organizations, homelessness is such a compounded issue, that this interlocking strategy intersects with work happening in the SELA Region.

Reentry: The Los Angeles Regional Reentry Project LARRP is a network of public agencies, community and faith-based organizations, advocates, and other stakeholders with interest in the successful reintegration of formerly incarcerated people into their communities (Los Angeles Regional Reentry Partnership, 2019). While there is only one organization that is focused on reentry in the SELA Region, this seems like a missed opportunity. Reentry can play an important role of increased civic engagement in communities, so this is an area that the collaborative can support nonprofits to focus on more.

Purposeful Aging Initiative: The Purposeful Aging Los Angeles Initiative (PALA) is a groundbreaking initiative and partnership, between the County and the City of Los Angeles, other cities, AARP, the private sector, and universities. The partnership was formed to help the Los Angeles region prepare for a dramatic demographic shift in the older adult population that will occur by 2030. PALA's ultimate goal is to make the Los Angeles region the most age-friendly in the world (Purposeful Aging Los Angeles, 2019). Only two organizations stated they were working with seniors, but as the population in the SELA Region ages this is an important partnership to be aware of, especially for potential connection to the private sector to ensure that the aging population is well cared for.

V. Faith-Based Community

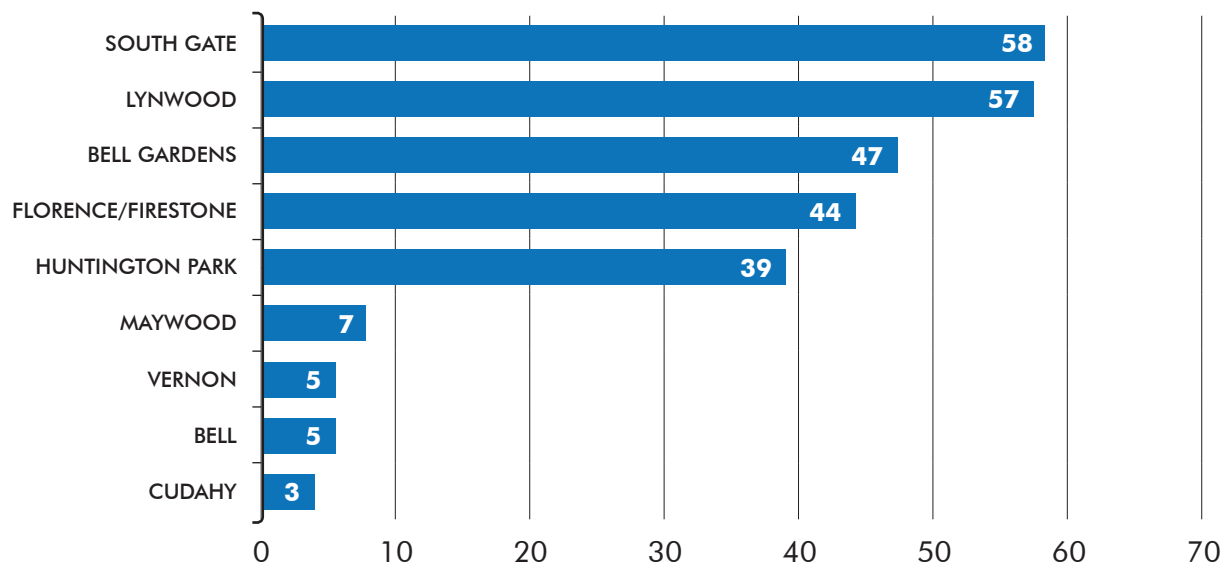


Faith-Based Community

Faith-based organizations often place an important role in a person's spiritual health, personal well-being, sense of belonging, and connection to community.

Because there was such a large number of faith-based organizations in the original dataset, it seemed important to discuss them further. The breakdown by city does seem to mirror the patterns of the breakdown by city of service agencies, which as is shown later, does not necessarily correlate to population size.

FIGURE 16: FAITH-BASED ORGANIZATIONS BY CITY



While only two of the 281 faith-based organizations are listed as services providers within the 211 Database, it is safe to assume more of these organizations are providing some form of support to their members and possibly even the larger community.

Understanding and engaging the faith-based community may be an opportunity for the SELA Collaborative to increase the density and capacity of community-oriented nonprofits, as well as leverage these organizations' reach and relationship to community members to further strengthen the local civic engagement strategies.

The University of Southern California, Center for Religion and Civic Culture has developed a four-tiered approach for considering which faith-based organizations are most likely to play a role in response to community needs (Loskota, B., Farrag, H., Flory, R., 2012). While this framework was developed for emergency management and disaster response, it is also helpful to understand how, and which, faith-based organizations are most likely to engage community efforts and support civic engagement strategies.

At this point, it is unknown which tier to assign to the faith-based organizations within the SELA Region. However, another round of analysis could target these organizations and determine which of the faith-based organizations would most likely be interested in becoming a contributing member of the SELA Region nonprofit ecosystem.

THE FOUR TIERS THAT ARE OUTLINED INCLUDE:

Fully Capable: These organizations have physical assets, active congregations and a pool of volunteers, organizational capacity, sufficient staff, and niche leadership capable of managing various programming. They already have a range of social programming, community programs in place, an ethic of civic engagement, and a supportive board and general operations capability.



Interested with Potential: These congregations and organizations have an interest and passion to be involved, but may have limitations in space, resources, capability and programming.



Internally Focused: These congregations and faith-based organizations may have capacity, space, and resources, but they lack an active ethic of civic engagement. They seldom move beyond caring for their own congregation or specific small community.



Unprepared/Uninterested: These congregations either have limited capability or little interest in helping externally.

VI. Recommendations



Recommendations

When considering a capacity-building strategy it is essential for SELA to revisit both why and what capacities are important. The SELA Collaborative's intention is that the nonprofit community within the SELA Region have a strong role in the creation of a unified voice to help engage both internal and external stakeholders around a shared vision for the region, have the collective capacity to help build community assets and the individual capacity to directly and effectively respond to individual and community-wide needs.

Given the information gathered on the current status of the nonprofit community and the goals of the SELA Collaborative, there are three key capacity-building recommendations:



1. CONTINUE TO BUILD THE ORGANIZATIONAL CAPACITIES OF SMALL NONPROFITS

One of the distinguishing factors of the organizations currently operating in the Southeast Los Angeles Region is size. Most of the organizations working in the SELA Region are very small to small nonprofits with a budget of under \$500,000 to those between \$500,000 to 2.5 million. It is clear that these smaller nonprofits that completed the interviews do need support in common nonprofit capacities, such as fiscal management, fundraising, and human resources.

Capacity building training and coaching for these nonprofits would be important to help increase the effectiveness of programming, evaluation, and financial capacity. Strong internal capacities are a necessity. At the same time, it is important to not create an expectation that every nonprofit needs to be a multimillion-dollar agency. Therefore, capacity building training and coaching around networking and other external competencies should also be offered. In this way, the small nonprofits could be actively supported to engage with other nonprofits, other local institutions and local place-based networks.



2. ENLIST LARGER NONPROFIT SERVICE PROVIDERS AS REGIONAL HUBS

The SELA Collaborative is in a unique position to begin to model and encourage regional hubs in the SELA Region. Part of this strategy could be to build the capacities of the larger nonprofit organizations to better support the small organizations through creating a strong network working towards shared goals and efforts. Creating an atmosphere in which hubs are built around the large nonprofit that has the potential to strengthen the nonprofit sector within the SELA Region. This atmosphere of shared resources and leveraged funding opportunities could attract new funders and resources. Stronger relationships between organizations and more coordinated efforts within the social sector would better able to serve all those living in the SELA Region.

The interdependent relationship between the government and the larger social service agencies in the SELA Region could be a model for the relationship between the larger social service agencies in the SELA Region and the smaller nonprofits. The government depends on the larger social service agencies to fill the gaps in governmental services in the SELA Region and be more responsive to the community and its needs. At some point, these larger service agencies also become distant to some extent from the communities they serve. That is when relying on the small community-based nonprofits to be the connectors to the community becomes increasingly important. The small nonprofits in the SELA Region reported having a strong ability for community engagement which can be used to activate engagement to needed services and encourage increased civic engagement to improve community well-being.

The recommendation is for the SELA Collaborative to identify and engage a few large social service agencies to serve as regional Hubs. The SELA Collaborative could work to build these larger agencies capacities to be able to play a connective and collaborative role with the smaller nonprofits. This way, the focus is not on building a nonprofit sector that is competing for resources. These would essentially be cross-sector collaborations that lift up the organizational capacities that each has and identifies ways to connect these capacities and resources to fills in gaps in needs or services. The focus is on sharing and leveraging resources and strengths that already exist in a community.

SELA Collaborative could play a crucial role in facilitating those hubs and building the networks between the large social service agencies and the small organizations. The SELA Collaborative could also continue to track emerging initiatives and trends, providing this information to the Hubs ensuring the local networks are able to respond and participate in efforts both locally and for the SELA Region as a whole.



3. DESIGN AND IMPLEMENT A FAITH-BASED ENGAGEMENT STRATEGY

As previously stated, because of the high numbers of faith-based organizations, it would be important to identify what churches provided, or would be interested in providing, services and support to their own members as well as the larger community. One approach to capturing this data is to identify and categorize the faith-based organizations into the framework discussed from USC. This would help determine which of the FBOs could be engaged and play a role in civic engagement and in creating strong hubs.

Also, the faith-based organizations that are able to reach a large number of people and have a strong infrastructure could be important network builders and partners in the Hubs that are created.

VII. Conclusion



Conclusion

Nonprofit organizations are a critical component to the health and well-being of any community.

While many people rely on and directly benefit from the services provided by nonprofit organizations to meet their individual and family needs, these organizations also contribute to building the social ties, trust and collective efficacy necessary for communitywide health and well-being. For these reasons, it is important for the SELA Collaborative to understand the current status of the nonprofits within the SELA Region. With this understanding, the SELA Collaborative can design a targeted, locally-informed capacity building strategy to strengthen the nonprofit ecosystem throughout the SELA Region.

To begin to understand this nonprofit ecosystem, Hub Cities was able to identify just under 500 active nonprofits within the SELA Region. These are a diverse set of mostly small organizations essentially isolated from one another and struggling to capture the resources needed to achieve their desired results. Two hundred and eighty-one (281) are faith-based organizations with only two of these listed as offering services within the LA County 211 Resource and Referral Listing. There are 121 health and social service agencies working within the SELA Region with 96 of these being nonprofits supporting a population of over 400,000 people.

The current data collected offers but a snapshot of the current nonprofit landscape. Certainly, deepening an understanding of the nonprofit ecosystem is warranted, particularly getting a more in-depth understanding of the relationships among the nonprofits as well as their relationships or connections to other local entities. Also, gaining a deeper understanding of the faith-based organizations to identify those able and willing to engage more directly in communitywide efforts or goals could be highly beneficial. At the same time, having a glimpse of the nonprofit ecosystem at this point in time does provide a starting point from which the SELA Collaborative can begin to strategize how best to increase the role and impact of the nonprofit community throughout the region.

By focusing on leveraging and maximizing the existing strengths and capacities of the existing nonprofits, the SELA Collaborative has the opportunity to engage the nonprofit community in a localized network-building approach whereby each nonprofit organization's efforts could be combined and supportive of each other. In turn, this could strengthen both the capacity and sustainability of the individual organization and contributing to the Collaborative's larger community-wide goal.

While seemingly simple to consider, creating a culture of cooperation based on the voluntary contribution among a diverse set of organizations, each committed and struggling to achieve their own mission and goals, is anything but simple. Yet, who better than the SELA Collaborative, a voluntary network of nonprofits working to achieve collective regionwide goals, to undertake the task.

References

- Bursik, R., Grasmick, H. (1994). Neighborhoods and Crime: The Dimensions of Effective Community Control. *American Journal of Sociology*, 99, 1387-1389.
- Blackwood, A., Hayes, C., Kingsley, G., Pollak, T. (2015). Urban Institute. *Community-Oriented Nonprofits and Neighborhood Poverty*. Retrieved from <https://www.urban.org/sites/default/files/publication/67311/2000381-Community-Oriented-Nonprofits-and-Neighborhood-Poverty.pdf>
- Cardinali, Dan. (2019). Empowering Nonprofits. *Stanford Social Innovation Review*. Retrieved from https://ssir.org/articles/entry/empowering_nonprofits?utm_source=Enews&utm_medium=Email&utm_campaign=SSIR_Now&utm_content=Title#
- Cytron, Naomi. (2010). Improving the Outcomes of Place-Based. *Community Investments*, 22. Retrieved from https://www.frbsf.org/community-development/files/N_Cytron.pdf
- Lecy, J., Van Slyke, D. (2013). Nonprofit Sector Growth and Density: Testing Theories of Government Support. *Journal of Public Administration Research and Theory*, 1, 189-214.
- Los Angeles County Homeless Initiative. (2019). <http://homeless.lacounty.gov/>.
- Los Angeles Regional Reentry Partnership (2019). <https://www.lareentry.org/about-larrp>
- Loskota, B., Farrag, H., Flory, R. (2012). Types and Tiers of Faith Communities. Faithful Action. Retrieved from <https://crcc.usc.edu/report/faithful-action-working-with-religious-groups-in-disaster-planning-response-and-recovery/types-and-tiers-of-faith-communities/>
- Mayer, S., Jencks, C. (1989). Growing up in Poor Neighborhoods: How Much Does it Matter? *Science*, 243, 1441-1445.
- Purposeful Aging Los Angeles. (2019). Workforce Development Aging & Community Services. <https://wdacs.lacounty.gov/purposeful-aging-la-2/>.
- Sampson, Robert J. (2012). *Great American City: Chicago and the Enduring Neighborhood Effect*. Chicago, IL: The University of Chicago Press.
- Small, Mario Luis. (2009). *Unanticipated Gains: Origins of Network Inequality in Everyday Life*. Oxford, UK: Oxford University Press.
- Sharkey, P., Torrats-Espinoso, G., Takyar, D. (2017). Community and the Crime Decline: The Casual Effect of Local Nonprofits on Violent Crime. *American Social Review*, 82, 1214-1240.
- Thornberg, C., Kleinheinz, R., Meux, E., & Paik, C. (2017). Central 710 FWY Corridor. Retrieved from <http://development.patbrowninstitute.org/wp-content/uploads/2017/02/710-Corridor-FWY-Report.pdf>
- U.S. Census Bureau QuickFacts: UNITED STATES. (2018). Retrieved from <https://www.census.gov/quickfacts/fact/table/US/PST045217#PST045217>
- Van Brabant, K., Ubels, J., International Peacebuilding Advisory Team. (2015). The 5 Capabilities Framework. Retrieved from https://www.interpeace.org/wp-content/uploads/2015/10/2015_10_12_Effective_Advising_HowThe_5Cs_framework.pdf

Appendix: All SELA Non-Profits

CITY OF BELL

NON-PROFIT NAME	ADDRESS	PHONE
AltaMed Health Services Corporation - AltaMed Medical And Dental Group - Bell	6901 S. Atlantic Ave.	N/A
Bell Police Officers Association	PO Box 673	323-585-1245
Childrens Network International DBA Help the Children	5600 Rickenbacker Road No 1B	323-980-9870
East- West Etiquette Study Society	5530 Rickenbacker Rd	626-286-7376
El Hussein Youth Corporation	4313 Gage Ave	323-855-9565
First Baptist Church	3759 E 57th St	N/A
Fundacion Jalisco USA	6506 Crafton Avenue B	714-814-2270
Gateway Cities Baseball and Softball Association	7031 Prospect Ave	323-595-7966
Gold Wing Road Riders Association	4043 E 55th St	623-581-2500
Iglesia Dios East LA	6830 Wilcox Ave	N/A
Kids Boxing Fitness for a Healthier Lifestyle	3817 Gage Ave	N/A
Maywood Mutual Water Co 3	6151 Heliotrope Ave	323 560-3657
Ministerio Cristiano Berea	3801 Slauson Ave	323-587-3055
Pachuca Soccer League	4346 Slauson Ave	323-678-1418
PTA California Congress of Parents Teachers & Students Inc	5911 Woodlawn Ave	916-440-1985
Supo Foundation	5496 Lindbergh Lane	N/A
TFT Empowerment for Community Excellence	6327 Otis Ave	323-773-3436
United Steelworkers	4735 Slauson Ave	909 823 6755
Salvation Army - Bell Shelter	5600 Rickenbaker Road	N/A

CITY OF BELL GARDENS

NON-PROFIT NAME	ADDRESS	PHONE
A New Start for Veterans Inc	7008 Vinevale Ave	800-482-2565
Al Hadi Inc	5150 Gage Ave	213-584-8700
America's Veterans	2554 Lincoln Blvd Suite 7-6	310-663-0083
Bell Gardens Chamber of Commerce	PO Box 294	562-291-0492
Bell Gardens Nueva Vida Church of the Nazarene	6801 Jaboneria Rd	562-533-7478
Bell Gardens Police Activities League	7100 Garfield Ave	562-806-7606
Bell Gardens Youth Football & Cheer	PO Box 2669	323-973-8265
Bell Korean Church of God Corporation	7310 Atlantic Ave	N/A
Bicycle Casino Community Foundation	888 Bicycle Casino Dr	N/A
California Yearly Meeting of	4100 Gage Ave	N/A
Casa De Dios De Las Ad	6262 Gage Ave	N/A

Appendix: All SELA Nonprofits

CITY OF BELL GARDENS CONT'D

NON-PROFIT NAME	ADDRESS	PHONE
Church of the True Soldiers of Jesus	6466 Foster Bridge Blvd	562-928-0180
Club Deportivo Amistad Los Reyes Mich Org de Los Angeles California	6732 Florence Pl	N/A
Clyde F Hager Post No 465 the American Legion	7550 Eastern Ave	N/A
Coalicion de Latinos Americanos	6626 Marlow Avenue	323-560-7111
Concilio Evangelico la Gloria de Dios	6423 Gifford Ave	323-562-4338
Congregation Etz Chaim of Hancock Park	8424 Eastern Ave	N/A
Cross Roads to Housing Education and Community Opportunities	5133 Santa Ana St	213-300-7804
Cudahy Gardens Inc	4647 Clara St Apt	N/A
East Los Angeles Christian Outreach Ministries	6821 Heliotrope Ave Apt A	N/A
ENKI - East La Mental Health - Bell Gardens	6001 Clara St.	N/A
Escuela de la Cruz	6802 King Ave	N/A
Family Health Care Centers of Greater Los Angeles Inc.	6501 South Garfield Avenue	562-776-5014
Federacion de Baja California	6721 Florence Ave	N/A
First Christian Church A Corp	6200 King Ave	323-326-1566
First Christian Soldiers Church	5600 Rickenbacker Rd Bldg 2a	N/A
Full Gospel Assembly of God	6504 Gage Ave	323-773-2301
Futbol Legacy Development Program	6546 Jaboneria Rd	N/A
Glass Molders Pottery Plastics & Allied Workers	3725 Slauson Ave	N/A
Grace Evangelical Lutheran Church	6714 Pine Ave	323-560-2169
Harvard Business School Latino Alumni Association	4512 Elizabeth St Apt J	323-821-2670
Human Services Association	6800 Florence Ave	562-806-5400
Hunger Defense Fund	5600 Rickenbacker Rd	661-702-8852
Huntington Park Police Activites League	6423 Florence Pl Ste 103	323-826-6676
Igl Cristiana El Shaddai de las Asambleas Dr Dios	7320 Live Oak Ln	N/A
Iglesia Betsaida Inc	6625 Ajax Ave	323-560-1340
Iglesia Cristiana Pentecostes Inc	4314 Medio Clara St	N/A
Iglesia Cristo Viene	7217 Toledo Ave	562-928-7880
Iglesia de Cristo Emmanuel Ministerios Palabra de Fe Internac	4415 Clara St Apt C	N/A
Iglesia de Dios en Cristo Jesus	6635 E Florence Ave Ste 103-104	N/A
Iglesia Evangelica Restauracion	7914 Garfield Ave	N/A
Iglesia Evangelica Restauracion Emanuel	6907 California Ave Apt B	N/A

Appendix: All SELA Non-Profits

CITY OF BELL GARDENS CONT'D

NON-PROFIT NAME	ADDRESS	PHONE
Iglesia Pentecostes San Juan 3-16 Inc	7919 Clarkson Ave	323-562-2918
Iglesia Restauracion Ministerios Llamada Final	4315 Clara St	N/A
Independent Assemblies of God	5912 Ludell St	N/A
International Association of Lions Clubs	6900 Garfield Ave	N/A
International Church of the Four Square Gospel	7563 Jaboneria Rd	N/A
Jwch Institute Inc - Wesley Health Centers - Bell Gardens	6912 Ajax Ave.	N/A
La Amistad Union de Tula International Benefit Org Inc	6506 Crafton Ave B	323-562-0335
La Moves Foundation	4901 Patata St Ste 108	N/A
La Pentecostals Bell Gardens California Inc	8300 Eastern Ave	562-806-3761
La Senda Antiguada UPCI	9626 California Ave	562-743-5669
Lions club of Bell Gardens	6900 Garfield Avenue	562-927 - 6733
Los Angeles Pride SC	8136 Garfield Ave	213-624-6159
Ministries Una Voz P RO FEC T IA E	8331 Atlantic Ave	866-510-0416
Missionaries del Sagrado Corazon y Santa Maria de Guadalupe	4235 Clara St	323-562-3356
Movimiento Familiar Cristiano Catolico Usa	6912 Crafton Ave	N/A
Nueva Esperanza en Cristo	6701 Toler Ave	N/A
Operative Plasterers & Cement Masons International Association	5811 Florence Ave	301-623-1000
Parent Booster Usa Inc	6119 Agra St	407-347-0063
Park Lawn Evangelistic Center	6542 Gage Ave	562-927-6766
Praise Chapel Christian Fellowship Churches & Ministries Intl	7312 Scout Ave Ste D	562-806-8080
Praise Chapel South Gate	6516 California Ave	N/A
Primera Iglesia del Pacto Bell Gardens Ca	6113 Clara St	562-806-8326
Principe de Paz Foursquare Church	6706 Vinevale Ave	323-560-3780
PTA California Congress of Parents Teachers & Students Inc	6119 Agra St	916-440-1986
Rio Hondo Vernon Rotary Club	PO Box 2328	714-915-3382
Romanian Christian Assembly	6816 Wilcox Ave	N/A
San Pedro y San Pablo Luth Church	6430 Colmar Ave	323-773-3056
Socal Sweethearts	6914 Orchard Ave	323-317-8479
Southeast Community Development Corporation	4357 Gage Ave	323-585-4579
Southeast Los Angeles Community CA Foursquare Church	PO Box 1536	N/A
Southland Christian Church	6200 King Ave	323-326-1566

Appendix: All SELA Nonprofits

CITY OF BELL GARDENS CONT'D

NON-PROFIT NAME	ADDRESS	PHONE
St Gertrude Church	7025 Garfield Ave	562-927-4495
Tabernaculo Biblico Bautista Amigos de Israel Bell Gardens Inc	6856 Colmar Ave	N/A
Templo de Cristo la Hermosa Inc	5247 1/4 Clara St	N/A
The Bicycle Casino Community Foundation	888 Bicycle Casino Drive	562-299-0820
Tian Ann Temple	6745 Suva St	562-776-1478
Tigers Cudahy F C	4555 Cecilia St Spc 17	323-445-3930
Tract Number 180 Water Company	4544 Florence Ave	323-771-6682
Tract-349 Mutual Water Company	4630 Santa Ana St	323-560-1601
Villa Nueva USA	4874 E Gage Ave No 32	N/A
Walk for Forgotten Inc	6220 Woodward Ave	N/A
World Evangelization Incorporated	6421 Gifford Ave	N/A
Young at Heart Senior Citizen Club	6662 Loveland St	323-560-7345
Youth Soccer USA International USA	6718 Fostoria Ave	312-808-1300

CITY OF CUDAHY

NON-PROFIT NAME	ADDRESS	PHONE
Bws District 6 - Cudahy	8130 S. Atlantic Ave.	N/A
CalWORKs Program Division - Cudahy District Office - 06	8130 S. Atlantic Ave.	N/A
Centro Evangelistico Ebenezer	4665 Clara Street	323-560-3915
Cudahy Economic Development Corporation	5220 Santa Ana St	323-773-5143
Cudahy Youth Foundation	5220 Santa Ana Street	323-773-5143 ext 226
Iglesia Cristiana el Shaddai USA	7514 Salt Lake Avenue	323-425-1790
Mision Cienega Inc	12032 1st Ave	310-635-9411

NEIGHBORHOOD OF FLORENCE-FIRESTONE

NON-PROFIT NAME	ADDRESS	PHONE
Amigos Unidos Transformando Vidas	7225 Walnut Dr	323-775-4871
Bicentennial Back to God Church Movement	7760 S Central Ave	N/A
Canaanland Church of God in Christ	5902 S Central Ave	N/A
Club Cultural Social La Angostura	6822 Holmes Ave	909-686-9553
Compassion for Teen Life Inc	1201 E Florence Ave	N/A
D White Foundation	1229 E 75th St	N/A
Eagle Empowerment	8724 South Central Avenue	323-587-1976
El Buen Samaritano	1525 E 82nd Pl	N/A

Appendix: All SELA Non-Profits

NEIGHBORHOOD OF FLORENCE-FIRESTONE CONT'D

NON-PROFIT NAME	ADDRESS	PHONE
El Sendero de la Cruz Asamblea de Dios	6508 Holmes Ave	N/A
Embrace Incorporated	815 E 77th St	N/A
Eternal Life Missionary Baptist Church Inc	6740 Compton Ave	N/A
Evangelistic Fellowship Center Church of Los Angeles Inc	6740 Compton Ave	213-382-1544
Familia Cristiana Betel de las Asambleas de Dios	5889 Compton Ave	323-376-4609
Free & Accepted Masons of California	1238 E 78th St	626-251-2200
Greater Mount Rose Missionary Baptist Church	1232 E 64th St	323-583-5588
Greater Temple of God Christian Fellowship Inc	1404 Firestone Blvd	323-582-7344
Holy WAY Church	1722 East Firestone Blvd	323-589-5531
I am	1230 E 75th St	619-297-7010
Iglesia Aposento Alto	1227 E 74th St	N/A
Iglesia Cristiana Misionera Getsemani	1265 E 64th St	323-273-5691
Iglesia De Cristo Restauracion Final	1561 E Gage Ave	323-585-0525
Iglesia De Jesucristo Ministerio De Restauracion	7206 Parmelee Ave	N/A
Iglesia Evangelica Pentecostes Monte Calvario Inc	1319 E Florence Ave	N/A
Iglesia Evangelica Puerta de las Aguas	738 E 85th St	323-733-4127
Iglesia Pentecostes Rey de Reyes	5902 S Central Ave	N/A
Immanuel Family Resource Center Inc	1800 E 85Th Street	323-583-5968
Korean Chunbukyo Los Angeles Church	1818 E 71st St	323-581-8873
Lela Mims Adult Residential Facil	1135 E 84th St.	323-971-0853
Lillian Mobley Health Services	7813 S Central Ave	323-596-0300
Lirios de los Valles Asamblea de Dios	6015 Holmes Ave	N/A
Living Gospel Church	6601 Compton Ave	323-582-9205
Manhood Camp	6210 Miramonte Blvd	213-726-6269
Men of Standard Prayer Clinic Ministries Inc	6116 Miramonte Blvd	N/A
Ministerio Jesucristo El Salvador	8114 Zamora Ave	N/A
Ministerios la Vision Transformando Vidas	7225 Walnut Dr	323-775-4871
Miracle Missionary Baptist Church	8318 S Central Ave	323-582-3534
Mission Veteran Chaplains	1845 E 71st St	N/A
Mt Chapel Baptist Church	1255 E 69th St	323-589-5527
Nadeau Street Community Church	1127 Nadeau St	310-213-8738
New Life in Christ Full Gospel Church Corporation	8301 Compton Ave	323-584-9270
Pilgrims Hope Baptist Church	7016 Compton Ave	323-581-7672
Praise Chapel of South Los Angeles	6904 S Compton Ave	N/A
Presentation of Mary Parish	6406 Parmelee Ave	323-585-0570

Appendix: All SELA Nonprofits

NEIGHBORHOOD OF FLORENCE-FIRESTONE CONT'D

NON-PROFIT NAME	ADDRESS	PHONE
Prophet to the Lord Inc	1821 E 63rd St	N/A
Restoration of Hope Inc	1335 E 76th Pl	N/A
S & L Enterprise	6226 Miramonte Blvd	N/A
Saint John Spiritual Church of Christ Inc	8451 S Central Ave	N/A
Sisters 4 Life Health Equity Group	1228 E 77th Pl	N/A
St Aloysius Gonzaga	7814 Crockett Blvd	323-585-4485
St Malachy	1200 E 81st St	323-582-3112
Tenasco de Arriba International Benefit Organization Inc	1422 E 64th St	N/A
The Heart Foundation	1249 E. 99th Street	323-563-3794
The Holyway Church	1722 Firestone Blvd	323-589-5531
To God Be The Glory Community Outreach Ministries Inc	8019 Antwerp St	N/A
Travelers Rest Missionary Baptist Church	1417 E Florence Ave	323-582-7797
Truevine Independent Baptist Church Inc	1246 Firestone Blvd	323-583-3532
Universal Dominion Temple of Love Light and Life Inc	1224 E 71st St	N/A
University Church of Christ Inc	1845 E 71st St	N/A
Ur Qwest	1120 E 67th St Apt 7	N/A
Watts Project	8329 S Fir Ave	N/A
World Wide Fellowship of the Living Gospel Brotherhood	1561 E Gage Ave	N/A

CITY OF HUNTINGTON PARK

NON-PROFIT NAME	ADDRESS	PHONE
Aghaby Comprehensive Community Health Center	2542 E Florence Ave Ste B	323- 584-8700
All Care One Community Health Care Center	7300 Santa Fe Ave	323-277-8900
ALL CARE ONE COMMUNITY HEALTH CENTER	7300 Santa Fe Ave.	N/A
Alpha and Omega Pentecostal Church	PO Box L	323-758-8944
America Vive Foundation	2633 E Gage Ave	323-586-0345
Aposento Alto de las Asambleas de Dios	3618 Cudahy Street	N/A
Asemblea de Oracion	2474 Randolph St	323-581-8662
Assembly Prayer Center of California Inc	2468 Santa Ana St	N/A
Ballet Folklorico Zenca-mahuistic USA	6121 Rugby Ave	N/A
Belgrave Recovery Center	2668 Belgrave Ave	310-270-1195
Benevolent & Protective Order of Elks of the USA	3355 E Gage Ave	323-583-2411

Appendix: All SELA Non-Profits

CITY OF HUNTINGTON PARK CONT'D

NON-PROFIT NAME	ADDRESS	PHONE
Care 1st Health Plan - Informational Resource Center	5946 Pacific Blvd.	N/A
Church of God of Prophecy	7712 California Ave	423-559-5100
City of Huntington Park Transportation - Huntington Park Dial-A-Ride	6550 Miles Ave.	N/A
Club Pueblos Unidos de Nayarit	3332 Cudahy St	323-321-2817
Comite Mexicano Civico Patriotico	6035 Pacific Blvd	323-587-6177
Communities for a Better Environment	6325 Pacific Blvd No 300	323-826-9771
Comparte Ayuda e Inspira	2570 E Gage Ave	818-378-1774
Delta PHI Chapter Lambda Theta Alpha	3069 Hope St	607-272-5550
El Cenaculo Evangelical Church	7312 State St	323-581-6312
Elevate Lives	2739 Flower St	323-500-6321
Federacion Duranguense USA	6035 Pacific Blvd	310-667-0181
First Baptist Church of Huntington Park	2662 Clarendon Ave	323-587-2265
First Samoan Assembly of God	3045 E Florence Ave	310-522-0266
Flve Keys Schools and Programs	2677 Zoe Ave	213-929-3105
Friends of the San Antonio Regional Library	PO Box 836	323-583-1461
Full Gospel Assembly	2521 Olive St	N/A
General Council of the Assemblies Of God	7401 State st	323-583-5686
GFWC Womens Club of Huntington Park	PO Box 5237	N/A
Gozo en el Espiritu Santo	6352 Templeton St	323-583-4396
Hoag Foundation	6316 Rita Ave	323-588-2271
Honorable Mayor Raul R Perez Memorial Scholarship Fund	3317 Hope St	323-584-6363
Hub Cities Career Center	2677 Zoe Ave	323-586-4700
Hunting Park Hispanic Renuevo Church of the Nazarene	3154 E Gage Ave	323-581-8004
Huntington Park Centro Evangelistic Foursquare Church	7900 State St	323-277-8060
Huntington Park Chamber of Commerce	6330 Pacific Boulevard	323-585-1156
Huntington Park Chdo Inc	3355 E Gage Ave	323-582-6090
Huntington Park Christian Church	6830 Rita Ave	N/A
Huntington Park First Assembly of God	3300 E Florence Ave	323-588-5519
Huntington Park Mision Evangelica	2161 Zoe ave	N/A
Huntington Park Office - Social Security Admin	6303 Rugby Ave.	N/A
Huntington Park Police Officers Association	6542 Miles Avenue	818-687-7571
Huntington Park Youth Football & Cheer Association Inc	PO Box 3426	323-365-4626

Appendix: All SELA Nonprofits

CITY OF HUNTINGTON PARK CONT'D

NON-PROFIT NAME	ADDRESS	PHONE
Huntington Park Youth Foundation Marvin L Thompson	6225 Santa Fe Ave	323-585-1194
Igl Ibero America	2805 Belgrave Ave	323-588-1611
Iglesia Apostolica Central de la fe en Cristo Jesus	7312 State St	323-581-6312
Iglesia Cristiana El Siloe	6069 State Street	310.863-4681
Iglesia de Cristo	3169 E Gage Ave	N/A
Iglesia del Dios Vivo Columna y Apoyo de la Verdad la Luz del Mund	6828 Rugby Ave	323-587-8942
Iglesia Evangelica El Jordan	3543 E 61st Pl	N/A
Jenna and Jace Foundation	2027 Laura Ave	N/A
LA Community Legal Center and Educational	2425 E Slauson Ave Rm 115	323-589-2089
Latinas Unidas	2701 E Gage Ave. Ste #201	323-743-6533
Los Angeles County Department of Mental Health - San Antonio Family Center	2629 Clarendon Ave., 2nd Fl.	N/A
Los Angeles County Dept of Mental Health - Rio Hondo	2677 Zoe Ave., Ste. 301	N/A
Los Angeles County Workforce Development, Aging and Community Services - Southeast LA America's Job Centers of California	2677 Zoe Ave., 2nd Fl.	N/A
Maywood Mutual Water Co No 1	5953 Gifford Ave	323-560-2439
Mental Health Amercia Project Return Peer Support Network - El Centrito de Apoyo	2677 1/2 Zoe Ave.	N/A
Mexican American Opportunity Foundation - Head Start Administration	2650 Zoe St.	N/A
Ministerios Cristianos Faro de Luz	2202 Center Street	323-587-3082
Ministerios Mahanaim	PO Box 759	323-476-7918
Ministerios Mundiales Ebenezer	2551 Cudahy Street	323-588-0240
Miracle Prayer Center Church of God in Christ USA	2602 E Florence Ave # 914	N/A
Mision Cristian Monte de Sion	2738 Cudahy St	N/A
Navidad en el Barrio	2623 Cudahy St	N/A
Northeast Community Clinic - Gage Health Center	2975 Zoe Ave.	N/A
Old Catholic and Traditional Church Diocese of St Ignatious of Antioch- Sixth Station	6401 Rugby Ave	323-581-5338
Oldtimer's Housing Development Corporation IV	3355 East Gage Ave	323-835-6880
Praise Chapel Fellowship	PO Box 3127	323-589-8957
Project Return Peer Support Network	2677 1/2 Zoe Ave	323-312-0762
Promejoramiento San Pedro Cajonos Intl Benefit Org Inc	6334 Miles Ave	323-799-6973
PTA CA Congress of Parents Teachers & Students Inc	6537 Malabar St	916-440-1985

Appendix: All SELA Non-Profits

CITY OF HUNTINGTON PARK CONT'D

NON-PROFIT NAME	ADDRESS	PHONE
Reynosos Hit N Walk Inc	PO Box 594	323-514-6089
Rhema Vision Inc	PO Box 3791	213-375-8342
Rotary Club of Huntington Park Memorial Inc	6316 Rita Ave	714-805-8501
Salud Digna, Inc	5900 Pacific Blvd	323-923-9001
Something Big Org	2701 Randolph St Apt 129	213-984-6037
South Central Family Health Center - Huntington Park Family Health Center	2680 Saturn Ave., Stes. 110, 220 & 280	N/A
South La Health Project Los Angeles Biomedical Research Institute at Harbor-UCLA Medical Center - WIC Program	7022 Rugby Ave.	N/A
Southeast Churches Service Center	2780 E Gage Ave	323-585-8254
Southeast Women's Organization	10216 San Miguel Ave	323-945-7947
Spiritual Assembly of the Bahais of Huntington Park	6918 Rugby Ave	323-582-9999
St Martha Church	6023 Stafford Ave	N/A
St Matthias Church	7125 Mission Pl	323-588-2134
Supreme Emblem Club of the United States of America Inc	3167 E Gage Ave	N/A
The Community Human Rights Protection	3237 E Florence Ave	818-631-4101
The Oasis Medical Clinic Inc	2635 Walnut St	323-586-0740
Toastmasters International	2547 Hill St	N/A
Transnational Immigration & Refugee Group Inc	6400 Rugby Ave	323-582-8107
Unicomdes USA	6244 Plaska Ave	800-605-6288
Unlimited International Church	1608 E 82nd Pl	205-982-0901
USA Best of the West Baseball Academy	7029 Miles Ave	N/A
Vedic Dharma Samaj	2502 Clarendon Ave	323-583-5191
Way of the Cross	6422 Malabar St	N/A
Salvation Army - Southeast Communities Corp	2965 E. Gage Ave	N/A

CITY OF LYNWOOD

NON-PROFIT NAME	ADDRESS	PHONE
LA CARE Health Plan - Family Resource Center - Lynwood	3180 E. Imperial Hwy.	N/A
4277 South Western LLC	2600 Industry Way	213-252-4380
All People's First Assembly of God	4330 Martin Luther King Jr Blvd	310-639-2010
American Legion Auxiliary	5432 Fertile St	317-569-4500
American Lutheran Church St Pauls Evangelical Lutheran Church	3801 Cortland St	310-631-6570

Appendix: All SELA Nonprofits

CITY OF LYNWOOD CONT'D

NON-PROFIT NAME	ADDRESS	PHONE
Angels Nest Preschool Inc	3919 Carlin Ave	310-637-1111
Annie Ivy Ministry Incorporated	3945 Agnes Ave	310-762-9119
Best Days On Earth	11243 Sampson Ave	310-637-3784
Blessed Revelation Missionary Baptist Church	10932 Sampson Ave	N/A
California Teachers Association	11501 Atlantic Ave	650-697-1400
Casa de Oracion Para la Armonia Civica y Espiritual De Los Fieles	4017 Agnes Ave	N/A
Centro Cristiano Fresca Union Asamblea de Dios	3229 Lynwood Rd	310- 597-7494
Centro Cristiano Manantial de Vida de las Asambleas de Dios	3229 Lynwood Rd	N/A
Centro Cristiano Victoria en Jesus	1734 E 41st St	N/A
Centro Oaxaca International Benefit Organization Inc	3200 Mulford Ave,	818-445-1750
Century Christian Center	4209 Mlk Jr Blvd	310-631-7801
Century Sheriff Station Booster Club	11703 Alameda St	213-229-1700
Christian Vigilance Church	11111 Harris Ave	310-632-2779
Church of Christ-mid City	4130 Carlin Ave	N/A
Club America Soccer Academy Inc	12618 Oak St	949-742-1060
Compton Christian Fellowship World Outreach Church Kenneth	4608 Arlington Ave	N/A
Compton Holy Bible Missionary Church	3554 Palm Ave	N/A
De Novo Community Clinic	3680 E Imperial Hwy Ste 480	310-605-4800
District African American Advisory Parent Council	3225 Flower St	N/A
Drew CalWORKs Alternative Payment Program - Stage 1	3737 Martin Luther King Jr. Blvd., #550	N/A
Drew Cares International	10910 Long Beach Blvd	323-357-3626
Easters Nest	11815 Long Beach Blvd	310-756-0857
Economic Resources Corporation	2600 Industry Way	310-537-4610
Edmond Community Impact Group Inc	12444 Cookacre Ave Apt 107	310-637-1013
Ekklesia Matthew 16-18	3683 Cedar Ave	N/A
El Mundo del Nino Feliz	3327 1/2 Beechwood Ave	N/A
Evangelical Ministries Embassy of God Inc	PO Box 513	310-639-8581
First Baptist Church of Lynwood	11200 Pope Ave	708-895-5540
First Christian Church	3340 Sanborn Ave	310-631-1964
First Church of Deliverance Christ Sanctified Holy Church Inc	3550 Lynwood Rd	310-639-5688

Appendix: All SELA Non-Profits

CITY OF LYNWOOD CONT'D

NON-PROFIT NAME	ADDRESS	PHONE
For All Children Equal Success	3916 Magnolia Ave	310-669-3020
Foundation for Psycho- Cultural Research	PO Box 826 Pacific Palisades	310-454-5904
Fundacion Pro Joven Talento Salvadoreno	10840 Atlantic Ave	562-991-7543
Get a Lift Community Services	3740 E Imperial Hwy	N/A
Grover Cleveland Community Development Center	PO Box 832	N/A
Harvest of Love Ministries Inc	10861 San Vincente Ave	323-209-2012
Helping Other People Excel	2640 Industry Way	323-567-8524
Hijos del Altisimo	10223 Long Beach Blvd	N/A
Iglesia Cristiana M I Tabernaculo De Avivamiento	4246 Carlin Ave Apt D	N/A
Iglesia De Cristo Miel South Bay	4341 Los Flores Blvd	N/A
Iglesia De Cristo Ministries Elin Southgate Inc	12627 Woak Ave	310- 635-9316
Iglesia Jesucristo Fuente Inagotable	10936 San Miguel Ave	310-910-6522
Iglesia Pentecostes Templo Calvario	3122 Redwood Ave	N/A
Iglesia Segidores De Cristo	3340 Sanborn Ave	310-631-1964
Iglesia Somos uno en Cristo Jesus	3590 E. Imperial Hwy,	213-842-6490
International Church of the Foursquare Gospel	PO Box 775	N/A
Jehova Nissi	11822 Atlantic Ave	N/A
Jesucristo El Mana Del Cielo	11511 Duncan Ave	N/A
Joshallan Foundation Inc	3326 Los Flores Blvd	562-612-2557
Kkottongnae Inc	3542 Norton Ave.	310-637-1293
Knights of Columbus	PO Box 1537	310-537-1732
Love Lifted Me Ministries	3554 Brenton Ave Apt C	N/A
Lyn-gate Neighborhood Church	4654 Abbott Rd	310-637-8255
Lynwood Athletics Community Services	5219 Niland St	310-213-8738
Lynwood Community Adult School	4050 E. Imperial Hwy.	N/A
Lynwood Faith Community Church of the Nazarene	3221 Beechwood Ave	N/A
Lynwood Foursquare Church	3655 Fernwood Ave	310-603-1180
Lynwood Latino Coalition	3152 Norton Ave	310-632-9059
Lynwood Teachers Association	11501 S Atlantic Ave	310-631-6084
Lynwood Worship Center	11984 Santa Fe Ave	310-639-9961
M&s Ministries	12114 Thorson Ave	N/A
Masjid Ar-Rashid	3698 Agnes Ave	N/A
Ministerio Cristiano Jesucristo Campamento de Vida	11400 California Ave	310) 762-9267
Ministerio Monte de Alabanza	4629 Cardwell Street	N/A

Appendix: All SELA Nonprofits

CITY OF LYNWOOD CONT'D

NON-PROFIT NAME	ADDRESS	PHONE
Ministerios Fuente de Bendicion Inc	12047 Peach St	N/A
Ministerios Obra de Gracia	12138 Louise Ave	N/A
Missionaries of Charity	10950 California Ave.	N/A
Movimiento Pentecostes Shalom Adonai	11140 Virginia Ave	N/A
Mutt Hut Rescue	6932 Benson St	714-222-7169
National Alliance for the Mentally Ill	11243 Sampson Ave	310-637-3784
National Sports Health and Academic Priority Enrichment	11629 Long Beach Blvd	N/A
New Greater Victory Pentecostal Church	1432 Firestone Blvd	310-365-5768
New Horizon	PO Box 452	310-635-9316
One Nation Under God Christian Church	11155 Atlantic Ave	310-639-8581
Pico Gardens la Foursquare Church	3511 Burton Ave	N/A
Pom-poms Castle	PO Box 513	323-294-1576
Primera Igl Bautista Hisp	11200 Pope Ave	310-631-0031
Project Impact Inc	2640 Industry Way	310-631-9763
PTA California Congress of Parents Teachers & Students Inc	5260 Clark St	916-440-1985
PTA Janie P Abbott Elementary	5260 Clark St	310-603-1498
Pumas USA	10701 Jackson Ave	310-493-6559
Rainbow International	PO Box 513	855-724-6269
Renewed Hope Community Church	3340 Cedar Ave Apt F	N/A
Resurrection Ministries	4040 Josephine St	N/A
Southeast Los Angeles County Community Development Corp.	10850 Atlantic Ave	310-635-7191
Southern California Health & Rehabilitation Program	2610 Industry Wy., Ste. A	N/A
St Emydius Catholic Church A Corp	PO Box 100	N/A
St Emydius Church Rectory	10900 California Ave	310-637-7095
St Francis Medical Center	3630 East Imperial Highway	310-900-8900
St Francis Medical Center of Lynwood Foundation	3630 E Imperial Hwy	310.900.8900
St Philip Neri	4311 Olanda St	310-632-7179
St. Louise Resource Services	3663 Milk Jr Blvd	844-245-1900
Starlight Tabernacle Church	3371 Century	323-569-8402
Sunshine Preschool	12070 Santa Fe Ave,	310-762 2558
The Lynwood Union Gallery	3780 Martin Luther King Jr Blvd	323-537-3502
Toastmasters International	11838 Wilson Ave	949-858-8255
Truevine Community Outreach Inc	5238 Clark St	310-635-4300
Truevine Missionary Baptist Church	5238 Clark St	310-635-4300

Appendix: All SELA Non-Profits

CITY OF LYNWOOD CONT'D

NON-PROFIT NAME	ADDRESS	PHONE
United Evangelical Churches	12736 Harris Ave	N/A
Veracity Foundation Inc	10910 Long Beach Blvd Ste 103434	626-673-0352
Women of Essence	11080 Sue Ave	310-537-8227
World of Joy Pre-school and Kindergarten Inc	11215 State St	310-763-7375
Worldwide Pastors Fellowship	PO Box 513	N/A

CITY OF MAYWOOD

NON-PROFIT NAME	ADDRESS	PHONE
Apostolic Christian Church of Maywood California	5001 E 60th St	N/A
Archbishop of the Society of Religious Heritage A Corporation S	4318 E 57th St	N/A
Bab-ul-ilm Islamic Center	5950 Heliotrope Cir	323-771-6339
Calicanto Corporation	5963 Atlantic Blvd	855-225-4226
Comite Pro 1	4030 Slauson Ave	N/A
Family Health Care Centers of Greater Los Angeles - Maywood Family Medical Center	4943 Slauson Ave.	N/A
Iglesia Betania	3801 Slauson Ave	323-582-8547
Ingenium Schools	1490 Claremont Blvd Ste 201	909-827-8595
Maywood Faith Church of the Nazarene	4756 Slauson Ave	323-560-1558
Maywood Mutual Water Company #2	3521E Slauson Ave,	323-581-5816
Ministerio Internacional de Restauracion Sanidad y Milagros In	4360 E 53rd St	N/A
Santa Rosa de Lima	4450 E 60th St	323-560-2381
Sonsonate 2000	6017 Mayflower Ave	323-371-0713
Team Boombah Castellanos	PO BOX 491	562-947-8380
USW International Union Local 4997	4735 E Slauson Ave,	323-771-4306
YMCA of Metropolitan Los Angeles - Southeast Rio Vista YMCA	4801 E. 58th St.	N/A

CITY OF SOUTH GATE

NON-PROFIT NAME	ADDRESS	PHONE
A Promise of Hope	PO Box 1426	323-249-0846
Adat Netzer Yisrail	3219 Liberty Blvd	562-688-3759
Amateur Athletic Union of the United States Inc.	6029 Luxor St	714-765-2957
American Legion	11269 Garfield Ave	562-923-6668

Appendix: All SELA Nonprofits

CITY OF SOUTH GATE CONT'D

NON-PROFIT NAME	ADDRESS	PHONE
Amigos de Meta 2000 International Benefit Organization Inc	7916 Long Beach Blvd	N/A
Antioch Baptist Church of Lynwood	PO Box 2095	N/A
Assembly of Christian Churches Inc Western District	2771 Tweedy Blvd	323-564-8633
Azteca Taekwondo Foundation	8101 Long Beach Blvd Ste E Rm E	323-319-8606
Bahais of South Gate	2911 Illinois Ave	N/A
Ballyhoo Ice Theater	5771 Wilson Ave	N/A
Banco de Comida y de Esperanza	9608 San Miguel Ave	N/A
Bible Church Mission	4936 Tweedy Blvd	562-229-6533
Boand Family Foundation	13440 Paramount Blvd No B	562-531-4404
California Federation of Womens Clubs	PO Box 1812	909-944-2522
Casa del Alfarero	8919 Firestone	N/A
Central Christians Church South Gate California	9501 Virginal Ave	N/A
Centro Cristiano Emanuel	10825 Saint James Ave Apt D	N/A
Centro Cristiano Jesucristo es el Verdad	5204 Chakemco St	N/A
Centro Cristiano Rios de Agua Viva	9219 California Ave	323- 567-9733
Centro Pentecostal Cristo la Roca	10321 Garfield Ave	562-869-7534
Chicas Rockeras South East Los Angeles	PO Box 1140	424-287-7352
Church of God of Prophecy	5793 Harding St	N/A
Coexist Charities Inc	3427 Tweedy Blvd	844-468-2739
Cofradia Nuestra Senora de la Caridad del Cobre	8638 - 44 State St	323-566-0142
Community of Faith Bible Church	12025 Industrial Ave	562-529-2025
Comptator Inc	9637 California Ave	323-378-2009
Downey Lodge 663 Loyal Order of Moose	12021 Garfield Ave.	562-633-5370
Elijahs Way Inc	10009 Annetta Ave	323-428-3870
Fe y Esperanza Inc	PO Box 1261	N/A
FFMA Inc (Florence-Firestone Merchants Association)	8330 Long Beach Blvd Ste 111 # 210	N/A
Fire Within Ministries	PO Box 1943	800-533-1058
First Baptist Church	8691 California Ave	323-567-1476
First Evangelical Methodist Church of South Gate	9601 Carlos	N/A
Florence & Bernard Roth Fam Foundation Tr	9302 Garfield Ave	N/A
Frank Gonzales Evangelistic Association	PO Box M	N/A
Fraternal Order Of Eagles	8100 Otis St	614-883-2200
Friends of South Gate Parks	4900 Southern Ave	323- 563-5479
Friends of the Commission for South Gate Youth Inc	8620 California Ave	323-563-9500

Appendix: All SELA Non-Profits

CITY OF SOUTH GATE CONT'D

NON-PROFIT NAME	ADDRESS	PHONE
Fuente de Agua Viva	8168 San Carlos Ave	323-578-5245
Fundacion Cristiana Evangelica No Denominacional Aguas de Reposo	PO Box 88	N/A
Gateway Assembly Church Inc	PO Box 1726	323-744-2053
Giant Steps Community Programs Inc	13159 Paramount Blvd	213-204-1000
Grace Bible Church of South Gate	4908 Tweedy Blvd	323-566-2210
Helping Others Live with Access	7916 Long Beach Blvd	N/A
Hope & Faith Foundation	10509 San Luis Ave	323-332-6622
Iglesia Bautista Hispana Spanish Baptist Church of Los Angeles	3420 Ardmore Ave	N/A
Iglesia Bautista Hollydale	12160 Utah Ave	562-310-9343
Iglesia Calvario Asambleas De Dios	2955 Sequoia Dr	310-530-6045
Iglesia Cristiana el Remanente Fiel	8125 Victoria Ave.	323-357-9598
Iglesia Cristiana la Rosa de Sharon	9726 San Gabriel Ave Apt B	N/A
Iglesia De Cristo Ministerios Ciudad De Refugio	PO Box 1036	N/A
Iglesia Evangelica Bautista In	8480 California Ave.	323-563-3831
Iglesia Evangelica Pentecostes Independiente Apocalipsis 22 16	8431 State Street	N/A
Iglesia Fundamental Lagran Comision	8420 S Gate Ave	323-564-7242
Iglesia Hispana Adoracion	9560 Karmont Ave	N/A
Iglesia Internacional Un Encuentro Con Dios	8673 Evergreen Ave	N/A
Iglesia Luterana Fe y Esperanza	13431 Paramount Blvd	562-634-1484
Iglesia Puerta del Redil Inc	8030 Seville Avenue,	323-984-3386
Inglesia Hispana De Jesucristo	10612 San Juan Ave	N/A
International Church of the Foursquare Gospel	9512 Pinehurst Ave	323-564-4008
Kamila Comprehensive Health Care Center Inc	5831 Firestone Blvd	562-806-7545
Kyung Dong Highschool Alumniassociation of Southern California	12411 Industrial Ave	N/A
La Aguila Negra Centro Familiar Practice and Praxis of Socialeduca	8177 Otis St Apt E	323-807-6555
La Senda Antigua Iglesia Pentecostal Unida	9626 California Ave	562-423-1366
Light of the World Evangelical Christian Fellowship Inc	8615 San Gabriel Ave	N/A
Los Angeles Community Bible Church	12025 Industrial Ave	562-529-2025
Los Angeles Premier Women Soccer League (LAPSL)	Address Not Available	562-904-0600
Lost Angels Spiritual and Psychological Inc	9535 California Ave	323-335-9793
Ministerio Apostolico Jesus Es El Camino	5836 Imperial Hwy Ste B	N/A
Ministerio Cristiano Pentecostes Bendicion De La Roca Eterna	7340 Howery St	N/A

Appendix: All SELA Nonprofits

CITY OF SOUTH GATE CONT'D

NON-PROFIT NAME	ADDRESS	PHONE
Ministerio Evangelistico Palabra	PO Box 447	310-631-6749
Ministerio Gloria de Sion Inc	10201 San Carlos Ave.	323-564-9016
Ministerios Vida Nueva Inc	3300 Liberty Blvd	323-567-7777
Mision Cristiana Monte de los Olivos	10526 Atlantic Ave	N/A
Nueva Vida En Cristo	2849 Missouri Ave	N/A
Optimist International	10538 Stonybrook Ave	800-500-8130
Peace Lutheran Church	4513 Tweedy Ave	562-980-9969
Phoenix Immigration & Educational Center Inc	9121 Long Beach Blvd	323-537-2760
Primera Iglesia Biblica Fundamental	10301 California Ave	323-564-2616
PTA CA Congress of Parents Teachers & Students Inc	8628 San Gabriel Ave	916-440-1985
Redeemer Lutheran Church	2626 Liberty Ave	323-588-0934
Robert S. Roth and Georgia L. Roth Family Foundation	9302 S. Garfield Avenue	562-928-0100
Roman Catholic Archbishop of Los Angeles	9329 Madison Ave	323-566-5491
Rotary International	PO Box 1456	866-976-8279
SELA Biz (DBA)The Human Element Passage	10606 McNerney Ave	714-345-3451
South Gate Art Association	8689 San Juan Ave	562-708-0143
South Gate Foursquare Church	9512 Pinehurst Ave	323-564-4008
South Gate Hope Christian Center	10125 California Ave	323-772-9463
South Gate Junior Athletic Association	9520 Hildreth Ave	323-566-4700
South Gate Multi Cultural Womens Club	PO Box 655	N/A
South Gate Police Explorers	8620 California Ave	323-563-5454
South Gate Public Access Corporation	8650 California Avenue	323-563-9524
South Gate Youth Football, Inc.	9718 Bowman Ave	323-547-3154
St Helens Church	8912 South Gate Ave	323-563-3522
Steven F. Roth Family Foundation	9302 S. Garfield Avenue	562-928-0010
Surti Leva Patidar Samaj of Sca	PO Box 48	323-563-9086
Templo Cristiano Fuente De Vida	3300 Liberty Blvd	323-567-7777
The Florence and Bernard B. Roth Family Foundation	9302 S. Garfield Avenue	562-928-0100
The South Gate Chamber of Commerce	3350 Tweedy Blvd	323-567-1203
The Thomas E Hall Foundation	10505 Saint James Ave	323-567-7555
Trinity Bible Church	12025 Industrial Ave	562-529-2025
Tweedy Mile Association	3470 Tweedy Blvd	323-564-8233
Valiente College Preparatory	8691 California Ave.	323-744-2107
Veterans of Foreign Wars of the US Auxiliary	10001 West Frontage Road	323-744-2107
Vine Christian Fellowship	9621 Annetta Ave	N/A
Virginia Garcia Herrera Foundation	8990 Atlantic Ave	N/A
Works of Power Inc	8534-B Long Beach Blvd	323-587-6326

Appendix: All SELA Non-Profits

CITY OF VERNON

NON-PROFIT NAME	ADDRESS	PHONE
Andreoli Family Foundation	4020 Bandini Blvd	714-538-2393
Centro de Motivacion Jesucristo es el Senor	4426 Long Beach Ave	N/A
Elim Ministry Foundation	4461 S Santa Fe Ave	N/A
Helaina Foundation	4715 S Alameda St	818-737-1090
Holy Angels Church of the Deaf	4433 S Santa Fe Ave	323-587-2096
JC Mission Foundation	2600 S Soto St	652-251-1616
Jenna & Jace Foundation	2650 Leonis Blvd	213-365-8100
Kang Dream Foundation	1801 E 50th St	323-267-8222
Korean American Running Team	4715 S Alameda St	213-383-9665
Los Angeles Regional Food Bank	1734 E 41st St	323-234-3030
Luppe and Paula Luppen Family Foundation	3050 Leonis Blvd	323-581-8121
Malkas Dream	3131 S Alameda St	N/A
Mashhoon Family Foundation	4525 District Blvd.	323-584-9500
PGI Foundation	4625 District Blvd	N/A
Rieder Youngblood Besiryan & Gustafson Foundation	3275 E Vernon Ave	N/A
Rio Hondo-Vernon Rotary Club Foundation	2050 E 38th St	562-526-2707
Shuva Israel Ad Hashem Elokecha	2126 E 52nd St	N/A
South East Scout Program	3380 E 50th St	323-997-0148
The Mistake Room	1811 E 20th St	213-749-1200
The Tadashi Foundation	3016 E 44th Street	213-627-7145
Toastmasters International	1734 E 41st St	949-858-8255
UKA Solanki Foundation	4260 Charter Street	323-582-7222
Vernon Chamber of Commerce	3801 S Santa Fe Ave	323-583-3313
Vernon Firemens Association	PO Box 58386	310-308-9383
Vernon Police Officers Benefit Association	4305 Santa Fe Ave	323-587-5171
Viva Foundation	3275 E Vernon Ave	N/A

NEIGHBORHOOD OF WALNUT PARK

NON-PROFIT NAME	ADDRESS	PHONE
Alta Public Schools	2410 Broadway	323-923-0383
The Florence Firestone/ Walnut Park Chamber of Commerce	2156 E Florence Avenue,	323-589-4222
Walnut Park Civic Engagement Project	2722 Hill St	323-246-8618
Walnut Park Mutual Water Company	2460E Florence Avenue	323-585-7321

Appendix: All SELA Nonprofits

SELA SERVICE PROVIDERS – MAIN OFFICES NOT LOCATED IN SELA REGION

NON-PROFIT NAME & CITY	ADDRESS	PHONE
Veterans Administration Greater Los Angeles Healthcare System - East Los Angeles Community Based Outpatient Clinic Gateway Cities	5426 E. Olympic Blvd.	N/A
East Yard Communities for Environmental Justice Commerce	2317 S Atlantic Blvd	323-263-2113
Penny Lane Centers Commerce	5628 E. Slauson Ave.	323-567-7777
Advent Fellowship Of All Nations Compton	PO Box 1297	323-791-0030
Chapter No 902 Women of the Moose Downey	PO Box 2125	N/A
Mandrill Foundation Downey	2542 East Florence Ave	866-825-2662
Thai American Chamber of Commerce of California Glendale	801 N Brand Blvd Ste 240	323-574-7880
Rejuvet Foundation Irvine	9891 Irvine Center Dr Ste 200	562-307-6097
O C K A L C Foundation La Habra	1840 S. Floyd Ct.	714-826-1599
Urban Community Outreach Inc Long Beach	1120 E 67th St Apt 7	562-582-1000
Centro Misionero Shalem Los Angeles	6676 Walker Ave	323-388-9468
Achievement Church Los Angeles	826 S Gramercy Dr No 20t	N/A
Alfa & Omega Church Los Angeles	605 S College Rd	N/A
Alliance for College-Ready Public Schools Los Angeles	601 S Figueroa St 4th Floor	213-943-4930
Arebuk Foundation Los Angeles	1009 E 84th St	510-593-4581
Boys & Girls Club of Metro Los Angeles	7104 Perry Road	562-231-2500
CalWORKs Program Division - Florence District Office - 17 Los Angeles	1740 E. Gage Ave.	N/A
CalWORKs Program Division - Metro East District Office - 15 Los Angeles	2855 E. Olympic Blvd	N/A
Canon Human Services Center, Inc. Los Angeles	9705 Holmes Ave.	323-249-9097
Central City Human Services Coalition Inc Los Angeles	715 E Manchester Ave	323-680-6918
Childrens Universe S O C Los Angeles	PO Box 1836	281-528-8400
COFEM Council of Mexican Federations in North America Los Angeles	125 Paseo de la Plaza Ste 5	213-417-8381
El Arca Los Angeles	3839 Selig Place	323-223-3079
Fairmount Tire Charitable Foundation Inc Los Angeles	618 E 61st St	323-750-2840
General Relief and Calfresh Program Division - Metro East District Office - 15 Los Angeles	2855 E. Olympic Blvd	N/A
Green Dot Public Schools Los Angeles	1149 S Hill St Ste 600	323-565-1600
Henry D Tillman Community Development Inc Los Angeles	730 E 77th St	310-897-9006

Appendix: All SELA Non-Profits

SELA SERVICE PROVIDERS – MAIN OFFICES NOT LOCATED IN SELA REGION CONT'D

NON-PROFIT NAME & CITY	ADDRESS	PHONE
HULA Hondureños Unidos de Los Angeles	4742 E 52nd Dr	323-393-5796
Igl el Samaritano de las Asambleas de Dios Los Angeles	728 E Florence Ave	N/A
Improved Benevolent & Protective Order of Elks of the World Los Angeles	8416 Wadsworth Ave	(252) 358-7661
Innecity Struggle Los Angeles	530 S. Boyle Avenue	323-780-7605
Kipp LA Schools Los Angeles	3601 East First St	213-489-4461
Korean Faith Presbyterian Church Los Angeles	173 S Granby Ct	N/A
Los Angeles County Workforce Development, Aging And Community Services - Florence - Firestone Service Center Los Angeles	7807 S. Compton Ave.	N/A
Magnolia Educational and Research Foundation Los Angeles	250 E 1st St Ste 1500	714-892-5066
Ministerios Integrados de Evangelismo y Servicio Inc Los Angeles	810 E Manchester Ave	323-582-8159
Mision Cristiana Hebron Los Angeles	610 E Florence Ave	323-750-3297
Msc Foundation Los Angeles	3435 Wilshire Blvd	310-603-0220
New Image Shelter Los Angeles	1008 E 59th St	562-983-7289
Order of the Eastern Star of Calif Prince Hall Rite of Adoption Los Angeles	911 E 81st St	N/A
Pacific Mount Olive Church of God in Christ Los Angeles	1385 E 21st St	213-741-0339
Pak Family Foundation Los Angeles	6621 Wilson Ave	323-582-5858
Saint Reed Missionary Baptist Church Los Angeles	656 E 79th St	323-752-7807
Tessie Cleveland Community Services Corporation Los Angeles	8019 S. Compton Avenue	323-586-7333
Wanda Johnson Foundation Feed of Help Los Angeles	827 E 77th St	N/A
Watts Healthcare Corporation Los Angeles	10300 S. Compton Ave.	N/A
Ministerios De Restauracion Inc Los Angeles	PO Box 1874	N/A
Bridge to Hope Los Angeles	1008 E 59th St	800-924-9918
Authenticallly Me Inc Los Angeles	838 E 84th St	323-482-2750
Los Angeles Transition Center Los Angeles	804806 E 75th St	323-373-0507
Open Arms Housing Foundation Inc Los Angeles	1146 E 85th St	N/A
The Village Family Services North Hollywood	6728 Seville Ave.	323-277-4759
Youth Incentive Programs Inc Norwalk	PO Box 513	310-213-8738
Aspire Public Schools Oakland	1001 22nd Ave Ste 100	323-837-9920

Appendix: All SELA Nonprofits

SELA SERVICE PROVIDERS – MAIN OFFICES NOT LOCATED IN SELA REGION CONT'D

NON-PROFIT NAME & CITY	ADDRESS	PHONE
Alive Seminar & Coaching Academy Pico Rivera	4715 E 57th St	323-447-9896
Tierra Mia Cares Pico Rivera	6706 Pacific Blvd	N/A
Northwest Carriage Museum Raymond, WA	PO Box 534	360-942-4150
HOPE Community Temple Santa Ana	1920 W Chestnut Ave	323-750-7328
Los Angeles Christadelphian Ecclesia Santa Fe Springs	PO Box 25	N/A
Pacific Coast Air Museum Santa Rosa	One Air Museum Way	707-575-7900



The Southeast Los Angeles (SELA) Collaborative is a network of organizations gathered to lead the area of Southeast Los Angeles into an era of increased vitality by bringing resources to build a robust infrastructure of local nonprofits; to inform and engage residents for increased civic participation; and, to provide data and research specifically designed to explore the possibilities of this region.



CONTACT US

W. selacollab.org

E: sela@selacollab.org

P: 213.201.3929